

# FIBERWORKS - THE FLYING NEEDLE

September 2013

319-352-5464

Vol. 20 No. 5

Out of local area use 1-800-307-4103.

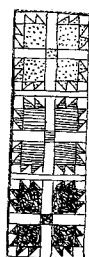
E-mail: [info@myfiberworks.com](mailto:info@myfiberworks.com) Web site: [www.myfiberworks.com](http://www.myfiberworks.com)



**Baby is Here!** Our 6<sup>th</sup> grandchild, produced by Jennifer and Arend, will be known as Ainsley Rose. She was born on Sunday, Sept. 8<sup>th</sup> at 6:38 pm weighing in at 9# 12 oz. and 21.5 inches long. She

joins brother Griffin in Cedar Falls. They are home from the hospital and settling in. Griffin got to spend a couple of nights with us during the process. What fun!

**20<sup>th</sup> Anniversary Celebration:** Hard to believe it has been 20 years since we dove into the retail world but that's what the calendar says. Come in and draw a pop from the tree for a 10% or 15% or 20% discount during the party. It will run from Sept. 17<sup>th</sup> - 28<sup>th</sup>. If you order from the online catalog, just put "happy birthday" in the comment section and we will draw a treat for you to determine your % off regular priced items. (No key tag punches during sale.)




**Fall Foliage Fabric Tour:** Mark your calendars to take the tour which lasts all of the month of October. Passports are free this year and can be picked up at any of the seven shops: Fiberworks, Moose Patch, Dralle's, Jen's Needlework, Prairie Rose, Crazy to Quilt or Lulijunes. Check our web site for more details. \$350 shopping spree grand prize drawing plus gift baskets from each store. Don't miss it!

**Calendars are back:** Beginning in October we will have 2014 calendars for you with all the important dates noted for happenings at Fiberworks. I just got word that they were shipped today. Stop in and pick yours up.

**Online Needlework Show:** The next show runs Oct 17<sup>th</sup> thru 22<sup>nd</sup>. If there is anything you want me to order, let me know by 4:00 on Monday the 21<sup>st</sup> so I can compile the list. The site is <http://needleworkshow.com/>

**Newsletter Delivery:** Let me know if you want an email when it is posted on our web site rather than receiving a regular mail copy – save paper and postage.

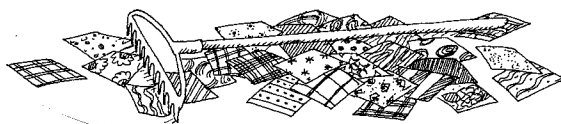
**Patterns:** Thanks to Shepherd's Bush and Plum Street Samplers for their complimentary patterns.



## TECHNIQUE TIP: Kumihimo

Our E.G.A. beading interest group is starting a Kumihimo project with beads next meeting so I have been doing some study on this technique. Kumihimo is the ancient art of Japanese braidmaking. The braids were originally associated with lacing together armour sections for Samurai warriors. The silk braids were strong and flexible. Today the braids are used for fashion such as jacket fasteners and obi-jime, which is a cord tied around the fabric sash of a kimono. While a round stand called a marudai is often used, we will use a hard foam disc in hand.

Threads are wrapped on plastic or wooden bobbins to keep tangles to a minimum and spaced around the circumference of the disk, which can be either round or rectangular, called a plate, for flat braids. A basic round braid uses 8 threads which have one of the ends tied together in an overhand knot and then fed through the hole in the center of the disk. The working threads are then placed each in a single notch on the disk in four sets of two. There are numbers around the outside of the disk near the notches so you can keep track of where your threads belong. You may want to have a weight on the braid as it comes out down through the hole to help with even tension. By moving each thread in turn from a lower position across the disk to the notch next to the threads on the top and turning the disk counterclockwise as you work, a braid will be made and come out the bottom side of the hole in the disk. A good rule of thumb for estimating the length of each thread is 1:3. For every 1" of finished cording you want, start with 3" for each of the working threads. If you add beads or use a lighter weight thread for some of the cords, then it is best to add some extra length. If you are using beads, the appropriate number will be strung on the threads before wrapping on the bobbins. Satin rattail cord in a 2mm size makes a cord about 1/4" in diameter. This is a good one to use for your first project as it shows the pattern and is easy to handle. Different size cords or threads can be used to produce different diameter braids. Textured threads and various colors can be used to make a variety of cording. Depending on the order in which the threads are moved, one can make round, flat, honeycomb, square or hollow braids. There is a lot of room for experimenting in how the finished project will look by varying thread size, texture, use of beads, and order of braiding. Give it a try.



## WHAT'S NEW! -

**Kits:** Mill Hill - Bead and Button Farmer's Market, Wipe Your Paws, Holiday Memories, Tangled Web, Magic Brew; Curly Girl design Packed Up Her Potential, 6 Santa kit designs from Jim Shore; Lizzie Kate - Hoot - limited edition, Part 1 of 3 Christmas Mystery Sampler Holly & Hearts; Sweetheart Tree - Purple Vinca, Bumbler Bees, Baby Violets; Brenda Gervais - Forget Me Not Sampler kit; Shepherd's Bush - Gratitude Sampler, Grey Snowman, Fright Night, Spooky Stitches Bag, Garden Spells, Bee Blessings, Pin cushions - Peace & Plenty, Earth's Delight, Autumn's Fright, Snowflake, Harmony Scissor Fob; Just Another Button Co - Sew On The Go, Candy Cardinal, more Pin sets of 4: Trilogy - Secret Haunting; Cherished Stitches - Summer Faire, Autumn Whimsies; The Purple Thread - September Apples, Mrs. Reppert's Herb Bag, Autumn on the Delaware. **Quilt kit:** A Year to Crow About blocks #8-10. **Other Stuff:** Amy Bruecken - frame black w/ white polka dots; Dinky Dyes - more scissors; Eat Sleep, Stitch - t-shirts or sleep shirts - also available to order with "quilt", "knit" or "crochet"; Round Magnet sets - Dog, Cat, Teal; DMC - Stuffed animals with stitchable bibs Toucan, Flamingo, Peacock. **Fabric:** Studio E - Metropia; South Seas - Winter Stillness - nice deer panel; Henry Glass - Alphabet Soup; Wilmington - Hot Chocolate; Blank - Radiant, Dino World; Elizabeth's Studio - It's a Guy Thing; Riley Blake - Flannel turtles, monsters.

**QUILTING:** Acorn Quilts: By My Hand, Floyes Garden, Benji's Pocket, Betsy's Closet; **Better Homes & Gardens:** - Fall 2013 Quilts and More, Fall/Winter Quilt Sampler magazines.

**CROSS STITCH:** Just Nan: Porch Garden Mice, Oakley Owlet, Autumn in the Country, Ghoultown Gala; Homespun Elegance: Peace To One and All, Casting Spells, Santa, Sampler and Snowman Ornaments, Cinnamon Stick XXIV; **Blackbird Designs:** Sisters, Midnight Ride, Away We Ride; Erica Michaels: 4 Seasons, A Heart Replete, A Needlebook Collage, Cats & Pumpkins, Christmas Blessing; Rosewood Manor: Summer Quakers, Crosses of the Kingdom, Black Lace Sampler; **Little House Needleworks:** Simplicity, Wisdom; Amaryllis Artworks: The Quaker Pear; **Praiseworthy Stitches:** Widow Blacks B & B; Prairie Schooler: Nordic Holiday, Happy Christmas, Boo Moon, Trick or Treat, Santa 2013; Stoney Creek: Fruitful Stitching, Bed, Bath & Bibs for Baby, Vows of Love, Bethlehem Silhouettes II; Gloria & Pat: Christmas Favorites (PM); **Brooke's Books:** Dad's Good Advice; Lizzie Kate: Last of Jingles Flip Its, Merry & Thankful Strings, Tidy Tidings XVIII, Santa 2013; Heart in Hand: Thanksgiving Blessing, Here's the Skinny on Halloween; **JBW Designs:** Wreaths I, II, III, Reindeer ABCs; **Hands on Design:** Count Stitches, A Proper Young Lady; **Just Cross Stitch:** Halloween and Christmas ornament issues; Sweetheart Tree: Double Heart Posies, Teenie Pineapple, Plaid Pumpkin; Shepherd's Bush: October Comes; Amy Bruecken Designs: Woneta, Be Merry, Twirl; Tree of Life Samplings: Anna M's Teach Me; **C Street Samplerworks:** Evergreen Friendship; Cherished Stitches: A Quaker Family Tree; Drawn Thread: The Autumn Garden, The Cat's Meow; **Needle Bling Designs:** Winter Awwwwe, Countdown to Christmas and Halloween; Wiehenburg: We Love Dogs, We Love Cats; **Art To Heart:** Ho Ho Ho, Fa La La, Merry Christmas; Stacy Nash Primitives: My Name is Lidya; **NeedleWorkPress:** Sonoran Borders; Cottage Garden: Halloween Sampler; Myrtle Grace: Crowing About Fall; Ink Circles: Square Dance, Strawberry Roam; Lindsay Lane Designs: Thirty Days Hath September; Blue Ribbon Designs: Feathers Flowers & Fruit; White Willow Stitching: Tribal Wine Glass.


**OTHER:** Canvas: Freda's Fancy Stitching - Have a Heart; DebBee's Designs - Tropical Punch, A Canvas Christmas, Tricky Treats; Needle Delights - Bora Bora, Autumn Logs, Color Delight Mint. **Hardanger:** The Stitch Company - Fantasy Hearts, Tulips. **Ukrainian Embroidery:** Terry Bay Needlework - Winter's Dream. **Beading:** Karen DeSousa - Braiding with Beads 2; Jill Oxtan - Cross Stitch & Bead Weaving #88.

Happy Stitching!


Karol




4  
Different Stitch



The Thirty-second of Frodo's Journey



HANDS ON DESIGN



Quilt Squared II  
A Creative Canvas Quilt Square



**CLASSES:** If you would like to learn some specific technique or work on a specific project, let me know. We will schedule a custom class at your time choice and expertise level.

These are some of the classes we have offered before: counted cross-stitch, beyond cross-stitch which would include adding specialty stitches, stamped cross-stitch/embroidery, canvaswork - needlepoint, hardanger, pulled thread, drawn thread, bargello, petite point on silk gauze, knotted work, smocking, temari balls, knitting, crochet, duplicate stitch, myreshka drawn work, tatting, bridge stitching (darning stitch), beadwork (peyote, herringbone, right angle weave, square stitch, brick stitch), huck embroidery (Swedish weaving), Brazilian embroidery, silk ribbon embroidery, punch needle, locker hook, stumpwork, blackwork, beginning piecing for quilting, paper piecing for quilting, fusible applique, crazy quilts, bargello quilts, felt applique, free lace for scarves/shawls, framing and mounting tips, finishing pillows, finishing standups, finishing in a box shape, tassels, etuis, stitch notebooks. Just let me know your pleasure.

### SIT AND STITCH – COME AND JOIN US!

"Sit and Stitch" will "officially" be on September 26<sup>th</sup>, October 31<sup>st</sup>, November 21<sup>st</sup> from 5 to 8 or however late you want to stay. During this time you can come to the shop and work on whatever project needs the most attention. If you need any assistance or have questions how to do things on your stitching pieces, I can help you with those as well. We have some friends that want to stitch together more than once a month and often come in on other Thursdays of the month that they are free. All are welcome.



Schedule  
your class  
today!

## Hocus Pocus Freebee

By Shepherd's Bush



Fiberworks  
Waverly, IA

### MATERIALS NEEDED:

Fabric: 19 ct. Cork Summer Khaki linen  
Stitch Count : 30 x 39      Cut Size: 9 x 10"

**CROSS STITCH:** Center and stitch with  
3 strands floss over two linen threads

Weeks Dye Works Overdyed Floss (DMC)

- ☐ Carrot- Overdyed Lt. Orange (3854)
- ☐ Guacamole- Overdyed Lt.Green (733)
- ☐ Oscar- Overdyed Grungy Green (731)
- ☐ Onyx- Overdyed Black (310)
- ☐ Purple Majesty- Overdyed Purple (327)
- ☐ Sweet Potato- Overdyed Orange (301)

Simply Wool- Gentle Art

Use 1 Strand

- ☐ Oatmeal (822)
- ☐ Tradewind (644) →

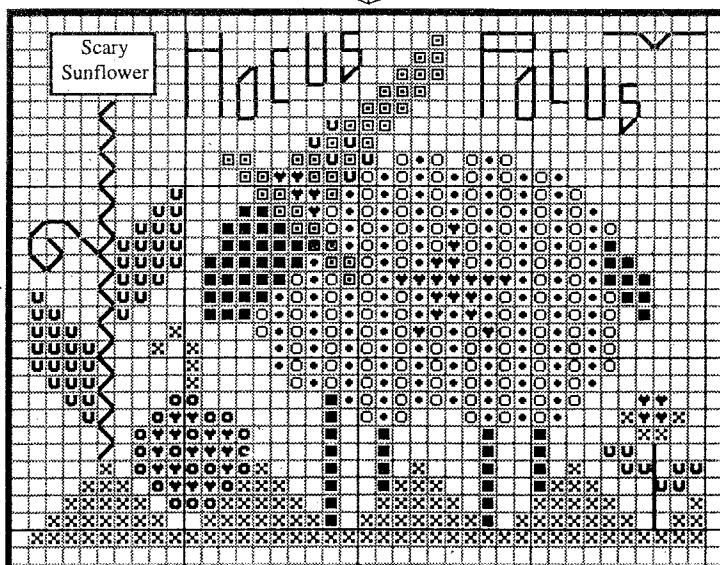
\* Weeks Dye Works Overdyed thread... When you stitch with overdyed thread, please stitch each stitch individually. This thread isn't colorfast. Do not wash this project.

### BACK STITCH: 3 STRANDS

Stems & Tendrils: Oscar

Words: Terra Cotta

Bat: Onyx



© 2013 Teri Richards

**FINISHING:** Stitch on a Shepherd's Bush Scary Sunflower button as shown on the graph. These buttons are available from Shepherd's Bush or your favorite needlework shop. We finished this spooky piece into a pincushion with ribbon edge, or in a frame from Jill Rensel. 801-627-3594.

Note: This pattern is a free pattern with the purchase of the sunflower button. This pattern is not to be sold or auctioned off on e-bay. It may be copied until October 31 2014

# NEWSLETTER SUBSCRIPTION REMINDER:

Please note the date on your mailing label. Your subscription will expire a year after that date unless you let me know you would like to keep receiving the newsletter. Please keep me advised of any address changes, as well. Thank you!



Fiberworks

108 E Bremer Ave

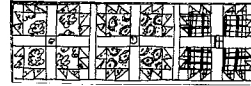
Waverly, IA 50677

20<sup>th</sup> Anniversary Celebration

Sept 17-28

Fall Foliage Fabric Tour

Oct 1-31



STANDARD

PRESORT


U.S. POSTAGE PAID

PERMIT NO. 37

Return Service Requested



Copyright 2012 Plum Street Samplers



*Happy Halloween*  
A Complimentary Chart from Plum Street Samplers



Stitch Count: 84w x 62h

Fabric: Your choice!

Threads: Gentle Art Sampler Threads

■	Raven
♣	Mustard Seed
●	Old Hickory
■	Old Covered Bridge
◆	Nutmeg
1	Oatmeal
×	Old Brick
●	Piney Woods
5	Endive

A special thank-you to  
The Gentle Art  
for their designer support  
and wonderful customer service.

*Happy Halloween from Plum Street Samplers!*  
Please visit our blog at [www.plumstreetsamplers.typepad.com](http://www.plumstreetsamplers.typepad.com)  
Or on Facebook at [www.facebook.com/plumstreetsamplers](http://www.facebook.com/plumstreetsamplers)