

FIBERWORKS - THE FLYING NEEDLE


April 2012

319-352-5464

Vol. 19 No. 3

Out of local area use 1-800-307-4103, E-mail info@myfiberworks.com



Hours: Tue - Fri 10:00 - 6:00 (Thurs till 8:00), Sat 9:00 - 4:00 www.myfiberworks.com



Love to Shop Hop Trail: Our spring hop will work just a little differently this year. Instead of a 3 day time frame, it will be all week long. April 16 - 21. Each shop will observe their regular hours so some will not start until Tuesday if they are closed on Mondays. This will give you more time to visit all 6 shops so you can get in the drawing for the \$50 gift

certificates and other door prizes. Get your card at the first place you visit and get stamped at all six to be turned in at your last stop. We will again offer 20% off quilting fabric and patterns and fabric pieces to those who purchase a minimum of \$5.00 to use to make the mystery pattern. Bring last spring's mystery project completed and show us for another door prize drawing. Get those patterns you've wanted to do and buy fabric for them while they are on sale.

On line Needlework Show: Also coming up in mid April, the show will run from April 19 - 24. Over 100 vendors usually participate in the show, each have a page of items plus links to their own web sites if they have one. While you can't buy directly from them, you can let me know what you want and I can order it for you if we don't already have it in stock. I need your lists by noon on Tuesday, the 24th so I can compile them to place orders. If you don't have a computer, you are welcome to come to the shop and use my laptop to view the show. www.needleworkshow.com



Sale of the month for May: Anything with flowers on it will be 15% off May 15 - 19. If you order on-line just put "flowers" in the comment section and we will apply the discount before sending.

Newsletter Delivery: If you would like to receive your newsletter electronically rather than by regular mail, let me know. I send out an email to let you know when it is posted on our web site rather than send the actual newsletter to you by email. This helps to prevent some inboxes from being too full.



Sale of the month for June: From June 12 - 16 all kits will be 15% off. Mention "kit" in the comment section if you order from the web site.

Help, I'm drowning in fabric! Save me. I've finished inventory of my quilting fabric and have pulled out bolts to make room for new ones. These have been marked down but I have no place to put them. Come in and take advantage of my lack of floor space.




TECHNIQUE TIP: Hand-dyed Threads for Stitching.

In the last newsletter I talked about hand-dyed fabrics so it is only fair to talk about threads next. There are several companies that make threads that are not a solid color. Different companies have different looks to their threads. (I will mention a few cotton floss brands here, but know that the names are not all inclusive as to threads available.) For example, most of the Gentle Art Sampler Thread colors stay within a color family and give a variation on one color. Grape Leaf is a nice medium green with a little lighter and a little darker green in the same skein. Crescent Colours floss also stay mostly in the same color with gradations of lighter or darker. Weeks Dye Works has some of both single family dyes and some that cross the line. In Confetti I can see blue, red, with touches of green and orange. Carrie's Creation threads seem to have more color variations even in the same family colors. We used her Epiphany on one of the shop models that was deep blues and plums. When colors are of a similar value your eye can blend them together when you look at it. A first glance it may seem to be a color in between the actual thread colors until you look closer to see the variation. Threadworx is another one that does both some of each same family and around the color wheel hues together in the same skein. Whenever you use a floss that changes color you will get the most bang for your buck if you complete each cross stitch one at a time, rather than working half the stitch across several and doing the other half on the return. This is because, depending on how long your row is, you may be to a different color by the time you get back to start. This will tone down the effect of the color change. It is difficult to make a conversion chart from a hand dyed to a solid color like DMC or Anchor since it may have several "solid" colors that make up one thread. If you want to convert you can pick the predominant hue, but be aware your finished piece will have a very different appearance than if you use a thread with variation built in. I have found if you are doing words or letters, it is harder to read if you use a thread that does not stay in the same color family. Hand dyes are more expensive than solid color floss but it is more work to make them that way and can be a great addition to your stitched project. Try some but be sure to get all you need from the same dye lot as they will vary!

FIBERWORKS - THE FLYING NEEDLE - PAGE 2

WHAT'S NEW! -

Kits: Sweetheart Tree - Dad, Mom and Wedding Quadrielles, Teenie Butterfly Welcome; Lizzie Kate - A Little Love, A Little Easter, Birdz & Bugz Stitch Kit, Inspiration Boxer What We Are; Bent Creek - Snow Globe Mantle part 3, The Ark Mantle part one and two, Bluebird Cottage; Threads in Bloom - Birthday Bouquet - Brazilian embroidery; Just Another Button Co - Snowball, Winter Bird, Berry Delicious pin cushions, Button Buddies Tommie Tweet Heart, Penny Penguin, Sherry Sheep; **Other Stuff:** Sudberry House - New Betsy & Simply Square boxes Permin linen in CHOCOLATE colors; Gentle Art Sampler Threads - new colors; Weeks Dye Works - new colors; Beadsmith - Jewel Setter; Swarovski Crystals - 3mm bicones and more 4mm colors; Mini travel case with 6 plastic box organizers inside; Quilt Smart - Double Wedding Ring marked interfacing for curves; **Fabric:** Studio E - Essentials (black, white with a touch of red prints); In the Beginning - Adelaide, My Sunshine; RJR Thimbleberries - Pattern Party 2nd quarter (no club membership fee - I have extra kits made up - just buy the book).



QUILTING: Quilt in a Day: Cross Stitch Quilts; **Silk Road Creations:** Checkerboard Split, Riff-Raff Runner; **Eazy Peazey:** Walker Saddlebag (make one now so you'll be ready for the "home"); **Clotilde:** Put Some Charm in Your Quilts, Pot Holder, Pinchers & More.

CROSS STITCH: **Country Stitches:** Word Play monthly Oct - April so far; **Glendon Place:** Grasshopper Pie, Plum Pudding, Cherries Jubilee; **Homespun Elegance:** Petite Wedding and Graduation Samplers, Heart Posies, Spring Eggs III; **Heart In Hand:** Posey Collection; **Lizzie Kate:** Flip It Less=More 1st two, Oh Baby, Getting Old; **Blackbird Designs:** Loose Feathers MaryAnn Blackburn, For My Friend, Sweet Thoughts of You; **Bent Creek:** Blue+White, Red+White; **Imaginating:** Spring Friends, Stained Glass Bookmarks, Wild Animal Bookmarks, Plant Happiness; **Erica Michaels:** All Thy Works, Delight, Speak Kindly, Sampling of Friends; **Prairie Schooler:** Bunnies, January, 3 Billy Goats Gruff, August; **Little House Needleworks:** Spring Band Sampler, Ornament Tree Farm, Blessed Ornament, My Lady, Quaker Birds Ornament; **Shepherd's Bush:** Sheep in a Garden; **Ink Circles:** Willow Berries, Earbuds, Nut Jobs, Attractive Opposites, Rosetta; **SamSarah:** Farmer's Market Pepper, Daily Life Drink Good Wine, Fresh Mesh Waving Flag Tote, Fox & Hen Noughta & Crosses Game Board; **Waxing Moon:** Love You to The Moon; **Val's Stuff:** Happy Bunny Day; **The Drawn Thread:** A Year of Flowers, B My Valentine; **Cherished Stitches:** Feathered Friends Jan, Feb, Mar; **Kooler Studios:** Several, ornaments and birth samplers; **Stoney Creek:** Snowmen of the Month March, Snow Drifters, Stitching to the Music, Biker Santa, We Believe in Santa, Rejoice; **La D Da:** Spot the Cat, Wicked Witch, The Seven Virtues; **Rosewood Manor:** Old Glory, Peaceful Dove, Welcome Home, Dogwood Lace, Flowers Awake; **Cross Eyed Cricket:** Easter, Beachy-Mood, Love & Carrots; **CherryWood:** Floss, I Am A Stitcher; **Elizabeth's Designs:** Antique Animal Sampler, A is for Autumn; **Keslyn:** Shangrila, For My Sister, Butterfly Essence; **Blue Ribbon:** Beauty in Simplicity, Redwork Garden; **Carriage House:** Shaw, Counting Sheep, Chincoteague; **Summer House:** Midnight Feast, Mini Sampler.

OTHER: **Canvas:** DebBee's Designs - A Bump in the Rhodes; From Nancy's Needle - Pinwheel Star, Floral Star; Laura J Perin - Ace of Diamonds, Stained Glass Windows; Ruth Schmuff - Alpine Puzzle; Needle Delights Originals - Sugilite, Brilliant Color, Rio, Double Delights-Turple. **Hardanger:** Cross N Patch - Pieces of My Heart. **Other:** Heesakkers - Embroidery on Paper for Cardmakers; H. Everett - Goldwork; Annie's Attic - Tatted Jewelry.


Happy Stitching!

Karol


Sugilite



Needle Delights Originals
www.needledelights.com
Designed by Mary Ann



LOVE HEART




Sekas & Co.
Web site: www.sekas.com
Email: info@sekas.com



www.koolerstudios.com
2007 copyright Kooler Studios. All rights reserved. No part of this publication may be reproduced without written permission from Kooler Studios.

NOSTALGIA I



FRENCH COUNTRY - STRAWBERRY



FIBERWORKS - THE FLYING NEEDLE - PAGE 3

CLASSES: If you would like to learn some specific technique or work on a specific project, let me know. We will schedule a custom class at your time choice and expertise level.


These are some of the classes we have offered before: counted cross-stitch, beyond cross-stitch which would include adding specialty stitches, stamped cross-stitch/embroidery, canvaswork - needlepoint, hardanger, pulled thread, drawn thread, bargello, petite point on silk gauze, knotted work, smocking, temari balls, knitting, crochet, duplicate stitch, myreshka drawn work, tatting, bridge stitching (darning stitch), beadwork (peyote, herringbone, right angle weave, square stitch, brick stitch), huck embroidery (Swedish weaving), Brazilian embroidery, silk ribbon embroidery, punch needle, locker hook, stumpwork, blackwork, beginning piecing for quilting, paper piecing for quilting, fusible applique, crazy quilts, bargello quilts, felt applique, free lace for scarves/shawls, framing and mounting tips, finishing pillows, finishing standups, finishing in a box shape, tassels, etuis, stitch notebooks. Just let me know your pleasure.

SIT AND STITCH – COME AND JOIN US!




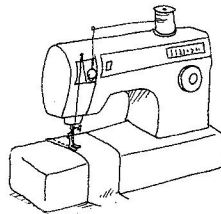
Of course what bad weather we have had this winter always came on the fourth Thursday of the month, so we will try again now that it is nicer. "Sit and Stitch" will be on the fourth Thursday of the month, except for November which would be Thanksgiving, from 6 to 8 or however late you want to stay. During this time you can come to the shop and work on whatever project needs the most attention. I will also have a learning project if you wish to do that instead. I will try to pick something that will cost no more than \$10.00, less if possible. I will choose the first couple of techniques to get us started and the attendees can help choose the rest. The first one will be April 26th and will be a beading project. The next one will be May 24th and will be a knitting project. If you wish to do the learning project, please give me a call by the week before so I can have enough supplies on hand. If you need any assistance or have questions how to do things on your own stitching pieces, I can help you with those as well. I found a recipe for purple cupcakes, so you know I have to try those. I'll make some for April. Let's give it a go and see what develops!

There is one class I would like to offer to you. It is called Superior University and is all about trying different threads on small projects with your sewing machine. The first lesson would be \$47.00 which includes the lesson pattern, thread, notebook binder, Thread Therapy DVD, Top Stitch needles, Bottom line thread and Soft and Stable that is used in future classes. Each lesson after the first one is \$17.00. The projects take from 30 – 90 minutes to sew. We would meet the last Saturday of the month as each lesson is shipped mid month. There is no teaching fee for this one and you would furnish fabric pieces from your stash. For example lesson one uses Razzle Dazzle thread to make 4 mug rugs. You would need a fat quarter or quarter yard of fabric. Lesson two is a handmade greeting card that needs a 7"x6" piece of fabric and thin piece of batting sewn with Rainbows thread. Many projects will include a product or technique you may have never tried before. This will help you expand your knowledge and skills in sewing-related techniques and increase your knowledge and use of threads and related products which will add more possibilities to your projects. If we like these threads, I will add them to our inventory. I need at least six people to commit to a series of 12 to make this class a go. Give me a call if you are interested.



SPRING

Love Me Tender
56" square



SUMMER

Little Garden
58" square

NEWSLETTER SUBSCRIPTION REMINDER:

Please note the date on your mailing label. Your subscription will expire a year after that date unless you let me know you would like to keep receiving the newsletter. Please keep me advised of any address changes, as well. Thank you!

Fiberworks

108 E Bremer Ave

Waverly, IA 50677

Return Service Requested


Love to Shop Hop Trail

April 17 - 21

Online Needlework Show

April 19 - 24

See details inside!

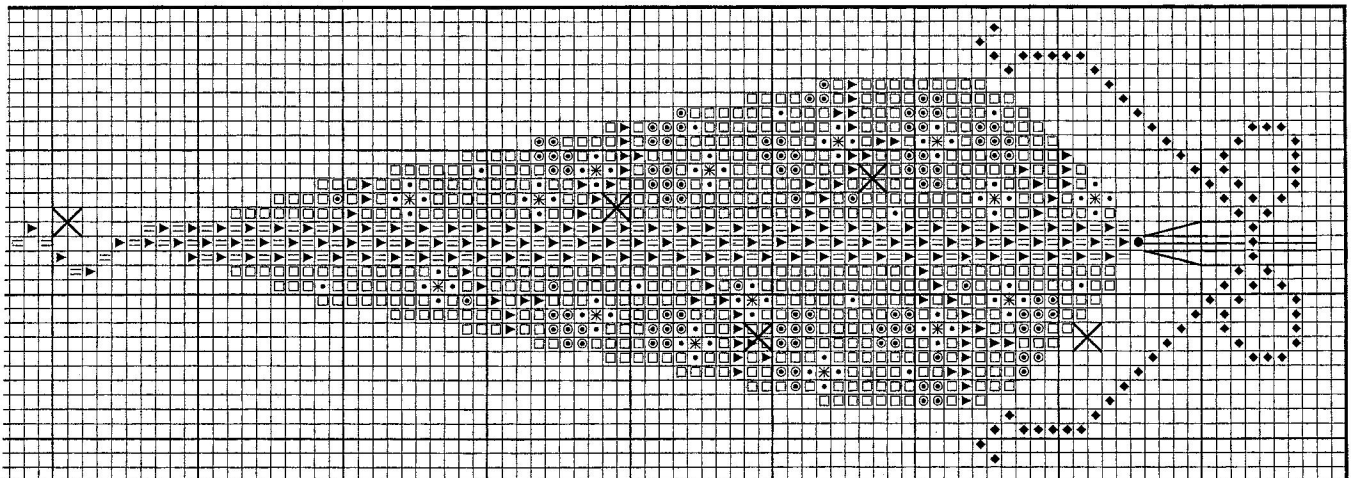



STANDARD

PRESORT

U.S. POSTAGE PAID

PERMIT NO. 37



PLUM TREE CARROT

This complementary CARROT design is a companion to the CELEBRATION CARROT of Cricket Collection Number 272. For the greenery and remainder of the stems, please see SOFT BOILED (272). Change the back stitching in the stems to 469. Change the carrots leafy top to 471.

PLUM TREE CARROT without its stems or bow when stitched on carrot colored linen will match the size and character of the ornaments in Cricket Collection Numbers 241-3. Can a Carrot Tree ever have too many carrots?

DESIGN AREA of the Plum Tree Carrot plus the leafy top found in Number 272, SOFT BOILED 37W X 129H

10 count 3.7 X 12.9

14 (28 linen) 2.6 X 9.2

15 (30 linen) 2.5 X 8.6

16 (32 linen) 2.3 X 8.1

Linen worked over two threads

| COLOR CODE | DMC | ANCHOR |
|---------------|-----------------|--------|
| □ Carrot | 402 | 1047 |
| ● Spring Leaf | 581 | 281 |
| ● Dark Green | 469 | 267 |
| ▲ Bark | 640 | 393 |
| ■ Light Bark | 644 | 391 |
| ◆ Rose | 3833 | 151 |
| ● Petal White | 3865 | 2 |
| ALGERIAN EYES | Single ply each | |
| * Spring Rose | 3833+151 | 31+49 |
| BACKSTITCH | Single ply | |
| Stems | 469/267 | |

SUGGESTION We chose to work our PLUM TREE CARROT over two threads of 30 count Gardeners Blend over-dyed linen by R&R Reproductions. No spring tree should be without a song, so we added 5 Just Another Button Company's Sweet Heart Birds (1192.1) at the Xs.

Enjoy!



©2000 Vicki Hastings

THE CRICKET COLLECTION

Reproducible by permission of The Cross-eyed Cricket Inc.