

FIBERWORKS - THE FLYING NEEDLE

August 2012


319-352-5464

Vol. 19 No. 5

Out of local area use 1-800-307-4103, E-mail info@myfiberworks.com




Anniversary Celebration: It is almost time to party for another birthday. September 18th thru the 29th we will have our tree ready for you to choose a pop to see what discount you will receive on your regular priced purchases – 10%, 15%, or 20%. No key tags will be punched during the sale. A favor will add to your stitching notions.



TECHNIQUE TIP: Knitting Needles

What size and type should I choose? It will depend on the project, of course. Basically most needles come in wood, plastic or aluminum with some variations like glass (but what happens if you drop one of those?) Aluminum will change temperature with the weather – if it is hot your needles will be too, same in cold weather. Plastic and wood will be the same temperature. Aluminum, and to some extent, plastic will be slipperier than wood. If wood needles are stickier than you want – rub them with wax paper. Aluminum are usually less expensive. I personally like the bamboo needles. I think they feel good in your hand. For knitting the ruffle scarves that are currently so popular and have no size gauge, the bamboo are definitely better so the stitches don't slide off accidentally. Check the points of the needles. If your yarn is splitting choose a pair with more blunt points. If you are using circular needles, the appropriate length is the same size or slightly shorter than the circumference of the piece you are knitting. If you use needles that are too short, you will have trouble keeping all the stitches on the needle. If they are too long, the fabric will be stretched too taut. If the cables between needles are kinky, put them in hot water for a short while and they will relax. When you start a project with circular needles, you may need to change to double points as you decrease like for the top of a hat. To switch, count the number of stitches and divide by 3 or 4, depending on how many needles you will use. Knit your next row changing to a new needle after you have knitted the correct number of stitches. It is always good to mark the first or last stitch of a row with a marker so you know where you started in the circle. When using double point needles, knit the first and last stitches of the group on each needle tightly so you don't make visible "ladders". No matter which type of needle you decide to use, learn to recognize a knit or purl stitch. It is easier to fix an error the sooner you notice it. The less you have to unravel, the faster you will get done. Remember to fix any dropped stitches or they will continue to "run". You can use a crochet hook to work the stitch back up to the current row rather than undo your knitting. I find knitting to be very relaxing and once you get in a rhythm and have the pattern repeat in your mind your speed increases.

Fall Foliage Fabric Tour: This will last all the month of October once again. Each of the six participating shops will observe their regular store hours. Passports will be on sale by September 1st for \$2.00. They will include a coupon from each store for a discount on various quilting products. With a minimum purchase of \$5.00 at each store, you will get your passport stamped and be entered into a drawing from that store for a gift basket worth \$50.00+. When you have journeyed to all stores for their stamps, leave your passport at the last one to be entered into a drawing for one of three shopping sprees – 1 worth \$200.00 and 2 worth \$100.00.



Newsletter Delivery: If you would like to receive your newsletter electronically rather than by regular mail, let me know. I send out an email to let you know when it is posted on our web site rather than send the actual newsletter to you by email. This helps to prevent some inboxes from becoming too full.



Finishing Services: It's time to think about what you will have finished for the upcoming holiday season. We do stockings, ornaments, stand-ups, boxes, pillows, and bellpulls besides framing. Reserve time early.

Sale of the Month: With the anniversary sale in September and the fall tour in October, the next sale of the month will be November 13 – 17 with 15% off all in stock frames. Also mark your calendar for the Christmas Open House on Sunday, Nov 18th from 2-4.

Blog is up and running at this link




<http://www.myfiberworks.com/blog/>

VIEW NEEDLEWORKSHOW.com
STARTING OCT 18 ONLINE


TRUNK SHOW QUILTS BY
NANCY MAHONEY ⇒ OCT

WHAT'S NEW! -

Kits: Shepherd's Bush - Bird Song Sampler, All Seasons Scissor Fob; Lizzie Kate - Inspiration Boxer Faith, Hope & Love, Be Jolly, Halloween Mystery Sampler; Trilogy - You are My Love Story Take Along; Bent Creek - Lil p and the Snowman, Lil Jack and the Kitten, Bluebird Cottage; Nordic Needle - Hardanger for Your Home: **Quilt kits:** Thimbleberries Autumn Twin Peaks Runner, Henry Glass Freedom Star, Debbie Mumm Cats, Bats & Bones Door Banner, Timeless Treasures Blossom. **Other Stuff:** Just Nan - Pinball Tin Harvest Moon; Bernat - Truffles yarn; Red Heart - Boutique Ribbons yarn; Premier - Starbella scarf yarn in stripes: Michael Miller Fairy Frost Charm Squares. **Fabric:** Studio E - Aubrey; SPX Fabrics - Winter Magic; Henry Glass - Story Time Rhymes book panel.



Double Delights - Grenold





QUILTING: House of White Birches: Nine Patch Panache; **Phillips Fiber Art:** Bargello Color Wheel w/tool, Dresden Runner w/tool, Stargello, The Swirl; **AQS Publishing:** T-Shirt Quilts Made Easy; **Quilt in a Day:** Tossed Nine Patch; **KT Classic Creations:** Summer Joy, Twinkly Stars; **Black Cat Creations:** Scalloped Charm; **Leisure Arts:** 3 Times the Charm; **Wagons West Designs:** Annie's Scrapbag; **Blackbird Designs:** In The Meadow; **Art To Heart:** Christmas Favorites, Curiosities & Mischief; **Better Homes & Gardens:** - Fall 2012 Quilts and More magazine.

CROSS STITCH: Country Stitches: Word Play monthly July & August, Sit & Stitch; **Just Nan:** Autumn Typography, Spider Moon, Haunted Pumpkins Tree; **Homespun Elegance:** Ewe Be Patriotic, To Stitch is Bliss; **Prairie Schooler:** 2012 Santa, All Hallows Eve, Heads Up, O Christmas Tree, Reindeer Roundup; **Lizzie Kate:** Flip It 6 Snow Belles - first 3, Tiny Tidings XVII, Wouldn't Life Be Great, Do What Your Wife Said; **Blackbird Designs:** Sarah's Garden; **Jeannette Douglas:** Strawberry Stitches; **The Trilogy:** Family Branch; **Erica Michaels:** Home Sweet Home; **Rosewood Manor:** Nostalgia V, Flowers of Rosehall, Halloween Quilt Sampler, Surrey House Sampler; **Little House Needleworks:** Patriot Inn, Ornament 6-Six Little Cardinals & 7-Hot Cocoa; **Keslyn:** A Walk in the Park; **Mystic Stitch:** Dancing in the Snow, No Where To Hide, Carousel Dancer, Bicycle with Basket, Horse & Lighthouse, Fabulous Fractal II; **My Big Toe:** Teach Building Block, I Love You, How Great Thou Art, Bloom; **Country Cottage:** Cookies and Milk, Cottage of the Month August & September; **Praiseworthy Stitches:** Simple Gifts - Faith; **Pickle Barrel:** Haunted Alphabet; **Cross Point Designs:** Stitcher's To Do List; **Blackberry Lane:** The Carolers; **Stoney Creek:** Snowmen of the Month June, July, August, Christmas in the Village, X Marks the Spot, Little Prince and Princess Birth Samplers; **White Willow:** Tribal Acorn and Horse; **JBW Designs:** Great Pumpkin Alphabet; **Imaginating:** Boy Smiles; **Bobbie G Designs:** Rekindle, Refresh, Relax; **Glendon Place:** Strawberry Shortcake, Pumpkin Swirl (both with silk thread packs); **Cherry Wood:** Have a Treat; **Abby Rose:** Speak Kindly, Love Generously; **Amy Bruecken:** Santa Boot; **Cody Country Cross Stitch:** Support our Troops, Born to Be Free, Honoring Our Heros; **Shepherd's Bush:** Tall Sheep; **Bent Creek:** Liberty House Let Freedom Ring.

OTHER: Canvas: Amybear Designs - Rendezvous; Northern Pines - Day Into Night; Needle Delights Originals - Double Delights-Tangello, Grenold. **Hardanger:** Nordic Needle - Award Winning Designs in Hardanger 2012, Satin Stitches - Heirloom Collections IV.

Happy Stitching!


Karel



Mystic Stitch Inc.



How Great Thou Art




CLASSES: If you would like to learn some specific technique or work on a specific project, let me know. We will schedule a custom class at your time choice and expertise level.

These are some of the classes we have offered before: counted cross-stitch, beyond cross-stitch which would include adding specialty stitches, stamped cross-stitch/embroidery, canvaswork - needlepoint, hardanger, pulled thread, drawn thread, bargello, petite point on silk gauze, knotted work, smocking, temari balls, knitting, crochet, duplicate stitch, myreshka drawn work, tatting, bridge stitching (darning stitch), beadwork (peyote, herringbone, right angle weave, square stitch, brick stitch), huck embroidery (Swedish weaving), Brazilian embroidery, silk ribbon embroidery, punch needle, locker hook, stumpwork, blackwork, beginning piecing for quilting, paper piecing for quilting, fusible applique, crazy quilts, bargello quilts, felt applique, free lace for scarves/shawls, framing and mounting tips, finishing pillows, finishing standups, finishing in a box shape, tassels, etuis, stitch notebooks. Just let me know your pleasure.

SIT AND STITCH – COME AND JOIN US!

"Sit and Stitch" will be "officially" on the fourth Thursday of the month, except for October (Halloween treat night downtown) and November (Thanksgiving) third Thursdays, from 6 to 8 or however late you want to stay. During this time you can come to the shop and work on whatever project needs the most attention. I will have a learning project if you wish to do that instead. I will try to pick something that will cost no more than \$10.00, less if possible. Let me know what you'd like to do, give me a call by the week before so I can have enough supplies on hand. If you need any assistance or have questions how to do things on your own stitching pieces, I can help you with those as well.

August 23rd, September 27th, October 18th, November 15th, December 27th are the dates through 2012 for Sit and Stitch – mark your calendar. Actually we have some friends that want to stitch together more than once a month and often come in on other Thursdays of the month that they are free. You are welcome, too.

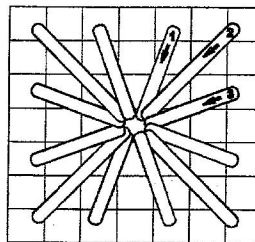


FLOWER TAPESTRY

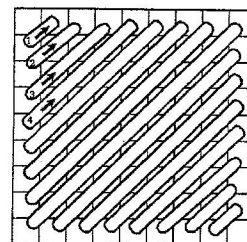
DESIGNED BY ELIZABETH FOSTER

Stitch Count: 40 x 40
28 Ct. Olive Green Cashel Linen
Caron Wildflowers Mountain Meadow

The entire design is stitched with one strand of Caron Wildflowers Mountain Meadow. You could use your favorite fabric & Wildflowers instead!



Algerian Eye



Satin Stitch Example

FREE GRAPH

Not For Resale
Reproducible by permission of Elizabeth's Designs
1880 Cain Rd., North Collins, NY 14111

Thanks to The Primitive Needle and Elizabeth's Designs for sharing patterns in this issue.

NEWSLETTER SUBSCRIPTION REMINDER:

Please note the date on your mailing label. Your subscription will expire a year after that date unless you let me know you would like to keep receiving the newsletter. Please keep me advised of any address changes, as well. Thank you!

Fiberworks

108 E Bremer Ave

Waverly, IA 50677

19th Anniversary Celebration

Sept. 18-29

Fall Foliage Fabric Tour details inside

STANDARD

PRESORT


U.S. POSTAGE PAID

PERMIT NO. 37

Return Service Requested



The Primitive Needle



Stitch count: 98w x 81h

Overdyed floss: Weeks Dye Works
Fabric: 40 count Dill from Picture This Plus
Frame: Larson Juhl: Outside frame-321724
Inside frame-457593
Cross stitch: Complete each stitch for a
Variegated look.

www.ThePrimitiveNeedle.com

© 2009 The Primitive Needle

Hand & Heart

Symbol Color

♥ Charcoal
✦ Williamsburg
7 Pelican Gray

This design may be
reproduced