

FIBERWORKS - THE FLYING NEEDLE

January 2018

319-352-5464

Vol. 25 No. 3

Out of local area use 1-800-307-4103.


E-mail: info@myfiberworks.com Web site: www.myfiberworks.com



Football Sunday Sale: Join us from 12:00-4:00 on Sunday, February 4th and enjoy 25% off all regular priced in-stock items and be home in time to watch the big game. Check around for other specials marked in the store and the sale table while you are here.

Upcoming events: March 13-17 = buy one get one ½ off of yarn. April 18-21 Love to Shop Hop Trail – visit all 6 shops, get your passport stamped with purchase, turn it in at the last one and get a bundle of fabric. Everyone wins instantly!

Block of the month: We have just a couple sets of the block of the month left. Only \$8.00 per month (12) will get you the pattern and fabric for the front of a throw that finishes at 57" x 69" called Color Me Happy designed by Pat Speth. If you'd rather start now, call me to reserve yours now. We can also mail these to you adding cost of actual postage. There are 12 different block designs all made from 5" squares (these are already cut for you). It is a study in how you can use many fabrics that are not necessarily "matchy-matchy" and still have a pleasing project result. For coloration – think civil war colors as the base. Stop in to see the quilt model up close and personal.




New DMC floss colors: While we have the newest 35 colors (numbered 1-35) in stock, the collector tin including one of each plus pattern using them, should be in by the end of January. Call and reserve yours now.

Remember we have sewing machines. If you need a reasonably priced machine, we have three models of Ever Sewn for you to try. Two have several computerized stitches and one is just a mechanical model. Stop in to see the Sparrow of your choice. These make great machines to take along to retreats or sew-ins.

Postage goes up again: While a letter stamp just went up a penny, the first four ounces of parcel rate went up 50 cents. A couple of rates ago, everything went by weight. I could mail a package of beads or a ball of pearl cotton for a stamp plus the non machineable charge of 20 cents

because it wasn't very heavy. Now there is restriction on thickness, uniformity and flexibility so things are bumped up into large envelope or parcel categories. Anything heavier than 13 oz. is usually cheapest in a flat rate priority envelope, such as quilting fabric, at \$6.70, up a nickel from the previous rate. We will continue to send things to you at the lowest cost possible, but you might want to look to see if there are other items you might need if you are ordering light weight things that are not flat to make the best possible use of the postage costs.



TECHNIQUE TIP: Beading Correction tips

It is important not to split your beading thread. If you have multiple passes through the same bead, try to hold the first thread to one side of the center and stitch toward the other side. If you have to go backwards and take out work, remove your needle. I know - I hate to rethread my needle too, but people, they do make threaders that work with those small eyed needles ;) If you split the thread, it makes a weak spot. You don't want your piece to fall apart unexpectedly, like having many little seed beads "tink" on the wood floor during the prayer in church when a grandchild is examining grandma's necklace. Waxing or using a thread conditioner helps keep it together but it is too easy to sew threw it when ripping.

Knots are another headache and who hasn't had those? They are somewhat easier to get out when using Fireline or Wildfire than a nylon like Nymo or Silamide. Insert a beading needle or awl into the center of the knot and wiggle it until you feel it begin to loosen. Continue to work the knot loose with the needle or awl again being careful not to split your thread. **DO NOT YANK** on the thread when you find a knot as it will just make it harder to get out. If you can't get it out, back up and end the thread and start a new one. I know, you hate to stop and start a thread, me too, but with all your time spent in making a project you want it to last.

What if you have the wrong color bead in your work? You have the option of tearing out back to the mistake. If you have an extra bead and need to get rid of it, you can use a pair of pliers to break it. When you break a bead put the pliers on the top and bottom outside edges and squeeze gently. This position helps to keep from cutting the thread with the bead parts. If you try to squish it around the center, it may injure the thread. Another option or if the offending bead is too far back, leave it and call it a Spirit Bead in the Native American tradition of having reminder not to compete with God for perfection.

FIBERWORKS - THE FLYING NEEDLE - PAGE 2

WHAT'S NEW!

Kits: Mill Hill – Ornaments Mosaic and Medallion Eggs, Curly Girl Designs with witty sayings; Lizzie Kate Boxer – The Things That We Love; **Other stuff:** Just Nan – Mini snowman tin; **Fabric:** Quilting Treasures – Farmall Show (tractors), Mustang Sunset (western/horses), Carnivale (very colorful), The Quilted Cottage, Jungle Buddies (cute wild animals); Henry Glass – My Back Porch by One Sister Designs. (As we do inventory, I will be marking down new sale fabrics, so be sure to check under the front table and on the back wall.) I will be making a few kits of the model we made for our last shop hop as I found some more of the fabrics we gave out.

QUILTING: Lazy Girl Designs: Candace Bag; **Pine Tree Country Quilts:** Bellissima, Harrison Park; **Plum Tree Quilts:** Stepping Up; The Whole Country Caboodle: .

CROSS STITCH: Just Nan: Frosty Winter Mouse in a House (Limited Edition); **Shepherd's Bush:** I'm Dreaming, Thankful Notes; **Blackbird Designs:** Sing a Song of Seasons (Loose Feathers); **Little House Needlework:** Molly Pitcher Early American series; **Abby Rose Designs:** Friends Gather Here; **Heartstrings Samplers:** Festive Little Fobs 1 – Valentine, V is for Valentine; **Lizzie Kate:** Winter Smalls; **Homespun Elegance:** Avery's Cycling Santa; **CM Designs:** Winter Snow Gnomes, Swingin Snowflakes; **Mani Di Donna:** Halloween Days Sewing Basket; **Needle Bling Designs:** Wee Welcome January Snowman Hat, February Hearts and March Shamrock; **Mirabilia Designs:** Royal Games II; **Plum Street Samplers:** Hello Winter, Sampler Houses V & VI; **Stoney Creek:** Muscle Cars of the 70's, Halloween & Christmas Villages Collectors Series Afghans; **Stacy Nash Primitives:** Sleigh Bells Pinkeep & Ornament, Winter Tidings Pinkeep; **Kit & Bixby:** Remember Me; **With Thy Needle & Thread:** Jingle All the Way, Snowbirds, Merry Christmas, O Tannenbaum; **Pineberry Lane:** Merry Little Stitches, Spig of Holly, Fanny Griswold Antique Reproduction; **Scissor Tail Designs:** Snow Days; **Blackberry Lane Designs:** Carrots for Ewe, Count Your Blessings Stitch By Stitch; **Bobbie G Designs:** Summer Sampler, Sea Breezes; **Cross Eyed Cricket:** Barn Quilts; **Erica Michaels:** Ebenezer's Blessing, Jingle Berry; **Imaginating:** Computer Cat.
OTHER: **Beading - Carolyn Cave:** Beautiful Designs With Super Duos and Twin Beads.
Canvas - From Nancy's Needle: Ice Crystal Tree

There should be lots of new items after the cross stitch market the first part of March.

Happy Stitching!

Karol

Spring

FABRIC

32 count Zweigart
Vintage Bellast Linen
Country Mocha 3609.3009
Trail Creek Farm PLF07 Spring star with bow and satin ribbon for hanging is available through your local needle art shop to finish this design just like mine!
Design sewn with Weeks Dye Works.

SOURCES

Weeks Dye Works
919.712.9166
Zweigart
732.562.8888

STITCH COUNT

29 (w) x 29 (h)

COMPLETED DESIGN SIZE

1.81" (w) x 1.81" (h)

SYMBOL	WEEKS	DMC	ANCHOR
□	Daffodil	445	288
●	Granny Smith	954	203
♥	Hibiscus	760	1022
✕	Lucky	987	244

Stitch three strands of floss over two threads.

This design may be reproduced for members of a household. It is not to be sold or leased.
©2004 Trail Creek Farm

SIT AND STITCH – COME AND JOIN US!


Upcoming "Sit and Stitch" will "officially" be on February 22nd, March 22nd and April 26th. During this time you can come to the shop and work on whatever project needs the most attention. If you need any assistance or have questions how to do things, I can help you with those as well.

Thank you to Kreinik, Trail Creek Farm and midsummer Night Designs for the complimentary patterns.

CLASSES: If you would like to learn some specific technique or work on a specific project, let me know. We will schedule a custom class at your time choice and expertise level.

These are some of the classes we have offered before: counted cross-stitch, beyond cross-stitch which would include adding specialty stitches, stamped cross-stitch/embroidery, canvaswork - needlepoint, hardanger, pulled thread, drawn thread, bargello, petite point on silk gauze, knotted work, smocking, temari balls, knitting, crochet, duplicate stitch, myreshka drawn work, tatting, bridge stitching (darning stitch), beadwork (peyote, herringbone, right angle weave, square stitch, brick stitch), huck embroidery (Swedish weaving), Brazilian embroidery, silk ribbon embroidery, punch needle, locker hook, stumpwork, blackwork, beginning piecing for quilting, paper piecing for quilting, fusible applique, crazy quilts, bargello quilts, felt applique, free lace for scarves/shawls, framing and mounting tips, finishing pillows, finishing standups, finishing in a box shape, tassels, etuis, stitch notebooks. Just let me know your pleasure.

Newsletter Delivery: If you would prefer an email when it is posted on our web site rather than receiving a mailed copy – save paper and postage, let me know. You will receive a blind copy sent to me, Karol Simmer, so no one else sees your address, with the link to the web page. We do not share any of our customers' contact information with anyone. Please be sure to allow/approve emails from karol@myfiberworks.com so they don't get rejected or end up in your spam folder.



SWEET AS THE FLOWER

Fabric: 32 ct, Sand
49w X 59h Stitches
Size: 3w X 3-5/8h in

Use 2 strands of Gentle Arts floss over 2 linen threads

Symbol	Type	Color
+	GA Sampler	Dried Thyme
♥	GA Shaker	Antique Rose
o	GA Shaker	Apple Cider



9711 N. Camino del Fierro Tucson, AZ 85742

www.midsummernightdesigns.com

NEWSLETTER SUBSCRIPTION REMINDER:

Please note the date on your mailing label. Your subscription will expire a year after that date unless you let me know you would like to keep receiving the newsletter. Please keep me advised of any address changes, as well. Thank you!


Fiberworks
108 E Bremer Ave
Waverly, IA 50677



Football Sunday Sale
Sunday Feb 4, 12-4

STANDARD
PRESORT
U.S. POSTAGE
PAID
PERMIT NO. 37

Return Service Requested



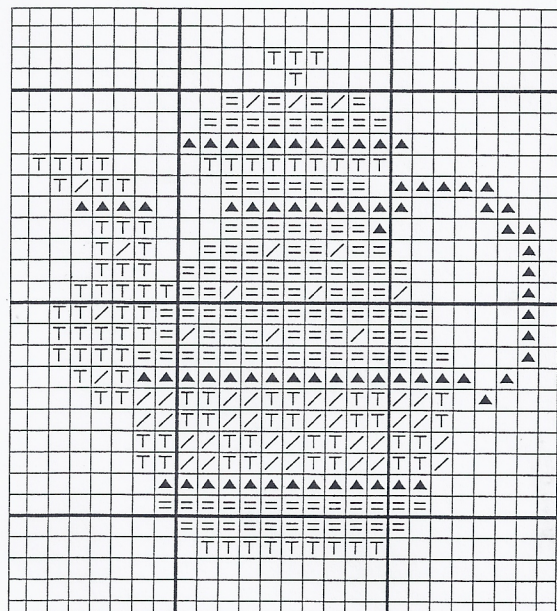
Happy Valentine's
Day (X)

Time for Tea

designed by Ursula Michael
 using a new Kreinik Gemstone color of Braid

Chart of the month

from your local
 needlework shop



Cross stitch this design on your favorite fabric. Use Kreinik Braid as a single strand, straight from the reel. Use two strands of floss.

DESIGN SIZE: 34H X 24W

Color Key:

- / Kreinik Very Fine (#4) Braid 3221 Heliodor
- T DMC 3843 or Anchor 1089 Bright Blue
- ▲ DMC 906 or Anchor 256 Med. Parrot Green
- = DMC 519 or Anchor 1038 Sky Blue

Visit www.kreinik.com for stitching tips,
 projects and features.



The Kreinik Consumer Hotline is 1-800-537-2166

© Copyright 2001 Kreinik. This chart may be reproduced but not sold.