

FIBERWORKS - THE FLYING NEEDLE

July 2013


319-352-5464

Vol. 20 No. 4

Out of local area use 1-800-307-4103, E-mail info@myfiberworks.com



Christmas in July: We will offer 15% off all Christmas themed patterns and fabric from July 16-20. If you are giving stitched items for gifts, now is the time to get started so you won't be up when Santa comes on Christmas Eve finishing projects.




TECHNIQUE TIP: Punto Antico Embroidery

I just got in a pattern by Gingerbread Girl that is a design in Punto Antico (antique stitch) which is a type of Italian drawn-thread work similar to Hardanger that usually is worked on evenweave fabric. Looking on line to find out more I found an article by Jeanine Robertson in Piecework magazine that had some historical information. "The characteristic geometric motifs of Punto Antico are believed to have arisen from the centuries-long Arab domination of Sicily. The term "Punto Antico," however, first appeared early in the twentieth century to describe counted-thread embroidery worked using a particular suite of stitches. Today, Punto Antico, often combined with Punto Tagliato (cutwork), typically is worked on 36- or 38-count linen, using size 8 pearl cotton for the solid designs and size 12 for the openwork. Unlike those of Hardanger, the openwork shapes of Punto Antico are outlined in either double running stitch or backstitch, and then the center of each shape is cut diagonally to form an X from corner to corner. The resulting flaps are folded to the back of the fabric and secured with Punto Cordoncino (cord or overcast stitch) worked over the top and enclosing the double running stitch outlining the open area; the excess fabric is then cut away. Punto Riccio (curl stitch) is executed by wrapping, then overcasting a line of stem, cable, or running stitches to create raised curls of thread that stand out from the fabric: A line of stitches is first wrapped by going under each stitch (without entering the ground fabric) to smooth out curves; then the line is overcast (again, without entering the ground fabric) with perpendicular stitches laid side-by-side to cover the whole line so that it ends up looking like a row of coils. Another characteristic of Punto Antico is hemstitching: Single, double, and triple rows of Punto Gigliuccio (peahole hemstitch) are worked around the hemlines, and single rows join design elements within the central parts of the embroidery. In earlier examples, the open areas are small individual or groups of squares or diamonds. In later ones, larger openings were made and filled with more complex needle lace. Older pieces of Punto Antico embroidery are richly textured, having stitches over nearly the entire surface of the linen. Modern works tend toward designs that are more spacious. Originally, Punto Antico primarily was used to embellish ecclesiastical textiles and household furnishings such as table linens, curtains, pillows, and bed linens. Today it is used as well on wall hangings, lampshades, sachet bags, and Christmas tree ornaments." Kathryn has added bullion knots, leaf fillings, satin stitches and beads to her design. If you are looking to learn a new technique this summer and like cutwork, this would be worth your time to explore.

Fall Foliage Fabric Tour: Mark your calendars to take the tour which lasts all of the month of October. Passports with great coupons to use during the tour should be on sale the first of September. Pick yours up at any of the seven shops: Fiberworks, Moose Patch, Dralle's, Jen's Needlework, Prairie Rose, Crazy to Quilt or Lulijunes. Check our web site for more information soon to be posted. Also watch for our 20th anniversary celebration coming in September.

Newsletter Delivery: If you would like to receive your newsletter electronically rather than by regular mail, let me know. I send out an email to let you know when it is posted on our web site rather than send the actual newsletter to you by email. This helps to prevent some inboxes from becoming too full.



Back to School Sale: August 13-17 anything with numbers or letters on it will be 15% off in celebration of classes beginning again. Or bring in a finished bookmark for our literacy promotion and get 20% off your number and letter purchases during this time..

A 4 B 2
5 1 C 3
b D 3 a


Blog is up and running at this link

<http://www.myfiberworks.com/blog/>



Regular Hours Resume: Thanks to all who participated in the All Iowa Shop Hop. We are back to our normal hours of operation. We will be closed on Thursday, July 4th. Have a safe enjoyable holiday. Thanks to all those who have served in the military to keep us a land of freedom.

Patterns: Thanks to Wichelt Imports and Just Another Button Company for their complimentary patterns.



FIBERWORKS - THE FLYING NEEDLE - PAGE 2

WHAT'S NEW! -

Kits: Mill Hill - Nativity figures continue with two shepherds and an angel, 3 new Santas from the colonial era, 6 Tiny Treasure Diamond ornaments, bead and button Cool Quartet of Penguins, Who Trio Owls, Chickadees and 3 Curly Girl designs Inner Tube, Capes/Tiaras, Cake Required, 6 designs of Holiday Memories beaded ornament or magnets Rocking Horse, Winter Bunnies, Red Wagon, Crystal Wreath, Christmas Lights, For Santa; Lizzie Kate - Inspiration Boxers Faith is Being Sure and Perfectly Kept House; Sweetheart Tree - Z is for Zebra (last in the alphabet series) Tiny Tulips, Pretty Please, US Quadrille, Tiny Acorns Needlework Accessories to go with the Acorn Medley released earlier; Permin and Vervaco - easy needlepoint/long stitch kits - would make good beginner pieces for kids; Just Another Button Co - Berry Delicious, Snowball, Winter Bird, Poly Pig, Tommie Tweet Heart pin cushions and Button Buddies; **Quilt kits:** Gotta Love Iowa and Sewing Machine cover using the Iowa county hop fabric in the onyx colorway, A Year to Crow About blocks #5-7. **Other Stuff:** East Side Moulding - frames for Bent Creek, Trilogy, Heart in Hand and Erica Michaels designs; Dinky Dyes and Kelmscott - more scissors; Red Heart - more colors of Sashay yarn some with sequins, some with sparkles and team stripes, Ascot and Fizzle; Bernat - Frenzy yarn, N.Y. Yarns - Fiesta and Misty in coordinating colors; Premier - 6 more colors of Starbella; Mighty Bright LED Ultra Thin light; Hold It mesh zip bags. **Fabric:** Blank - Chalk Talk bright colors with letter and numbers, Joyful Harvest, Autumn Song; South Seas - Debbie Mumm Santa's Gifts - (great holiday panel); Henry Glass - Leanne Anderson Advent Calendar panel The King's Arrival; Windham - Ghosts and Ghouls; Benartex - Snowfolk (another good panel); Red Rooster - Alligator Tales (cute for kids).

QUILTING: Nancy Podolsky: Bargello Hearts; **Leisure Arts**: Asymmetrical Quilts, Seasons and Reasons to Celebrate, Fun Quilts for Kids, 24-Hour Baby Quilts; **Blackbird Designs**: Tending the Garden; **Art To Heart**: Ho Ho Ho Let It Snow; **Better Homes & Gardens** - Summer 2013 Quilts and More magazine; **Merchant Rag**: Just Dotty Vest, Amber's Vest.





CROSS STITCH: Just Nan: Barnabee in Bloom, Spring and Summer Typography, Summer by the Sea; **Homespun Elegance**: Bee Happy, Seek Joy Stitch; **Blackbird Designs**: Loose Feather Spring 2013 Agnes Platt's Strawberry Sampler, Honeybee Hill Dear Daughter; **Erica Michaels**: America, Kindness, Liberty Squared, Miracles; **Rosewood Manor**: Graystone Manor Sampler, Winter Quakers; **Little House Needleworks**: Peace, Courage, Faith; **Cricket Collection**: Letters Part 1-4; **Praiseworthy Stitches**: Simple Gifts Heart; **Tempting Tangles**: Purple-licious; **Stoney Creek**: More Ornament Addiction, Sewn With Love, Birds of the Month Mar, Apr, May June, Bethlehem Silhouettes; **My Big Toe**: Stitch All Day, All About Me; **Imagining**: Stained Glass four Seasons, Let's Wag More, Have Hope; **Lizzie Kate**: My to Do List, More Jingles Flip Its, Buzzy String; **Heart in Hand**: From This Day Forward, Bless Our Home; **Kustom Krafts**: Kitten in the Wall, Homage to the Queen Mother, Island Sunset, At Winter's Gate; **Hands On Design**: Under a Quilt; **Vickery Collection**: Celtic October; **Sweetheart Tree**: Itty Bitty Kitty Halloween & Christmas; **Shepherd's Bush**: Hive and Home; **Bobbie G Designs**: Courage, It's a Snowflake Christmas; **Carriage House**: More Than Luck; **Mosey N Me**: The Thread That Binds; **Victoria Sampler**: Homespun Towels 1 & 2, Candy Cane Cottage, Joyeux Noel, Button Up Birdies 8, Pomander Roses Pincushion, Summer Welcome; **Carolina House Designs**: 4 Coverlet designs.

OTHER: **Canvas:** From Nancy's Needle - Deep Lagoon; Laura J Perin - Spring Bouquet, Bargello and Butterfly, Royal Pavilion; Northern Pine Designs - Snowflake Tree; **Needle Delights Originals** - Calypso Squares, Color Delights Olive, Summer Logs; Threadles - Hexefoos, Mariposa, Pangea; Brenda Kocher - Celebration of Majors & Masters, Bodacious Bargello, Log Cabin Christmas. **Hardanger:** Nordic Needle - Award Winning Designs 2013; A Stitch in Time - Christmastime is Here Ornament. **Ukrainian Embroidery:** Terry Bay Needlework - Mini Bell Pulls. **Tatting:** Judith Connors - Contemporary Tatting.

Happy Stitching!



Karol





CLASSES: If you would like to learn some specific technique or work on a specific project, let me know. We will schedule a custom class at your time choice and expertise level.

These are some of the classes we have offered before: counted cross-stitch, beyond cross-stitch which would include adding specialty stitches, stamped cross-stitch/embroidery, canvaswork - needlepoint, hardanger, pulled thread, drawn thread, bargello, petite point on silk gauze, knotted work, smocking, temari balls, knitting, crochet, duplicate stitch, myreshka drawn work, tatting, bridge stitching (darning stitch), beadwork (peyote, herringbone, right angle weave, square stitch, brick stitch), huck embroidery (Swedish weaving), Brazilian embroidery, silk ribbon embroidery, punch needle, locker hook, stumpwork, blackwork, beginning piecing for quilting, paper piecing for quilting, fusible applique, crazy quilts, bargello quilts, felt applique, free lace for scarves/shawls, framing and mounting tips, finishing pillows, finishing standups, finishing in a box shape, tassels, etuis, stitch notebooks. Just let me know your pleasure.

SIT AND STITCH – COME AND JOIN US!

"Sit and Stitch" will be "officially" on the fourth Thursday of the month in July, August and September from 6 to 8 or however late you want to stay. During this time you can come to the shop and work on whatever project needs the most attention. If you need any assistance or have questions how to do things on your stitching pieces, I can help you with those as well. Actually we have some friends that want to stitch together more than once a month and often come in on other Thursdays of the month that they are free. All are welcome. (I will be gone on July 11th and we will be closed the 4th so don't come those nights.)

Damask Chart 60w x 72h (4.29" x 5.14") 28 count fabric



2 strands over 2 threads
1 bead pkg. per design

Cross stitch using a #26 or #24 tapestry needle.
Attach beads using a #10 tapestry beading needle
with a half cross stitch around the word frame
and a cross stitch elsewhere.

Choose a charted verse.

Choose a chocolate fabric with floss
and bead colors as indicated below.
Amount of fabric needed is based on the final project.

CHOCOLATE FABRIC 28 count	CROSS STITCH	BACKSTITCH	MILL HILL BEAD
Chocolate Raspberry (76-93) 32ct. (65-93); 16ct. (355-93); 14 ct. (357-93)	DMC 3778	DMC 3778	03506 - attach with DMC 644
White Chocolate (76-94) 32ct. (65-94); 16ct. (355-94); 14 ct. (357-94)	DMC 3031	DMC 3031	03507 - attach with DMC ecru
Milk Chocolate (76-95) 32ct. (65-95); 16ct. (355-95); 14 ct. (357-95)	DMC 3857	DMC 3857	03575 - attach with DMC 3778
Black Chocolate (76-96) 32ct. (65-96); 16ct. (355-96); 14 ct. (357-96)	DMC 3033	DMC 3033	03046 - attach with DMC 332

Frame in a 6" x 6" Mill Hill frame (shown in GBFRM10 antique white) or make a project of your choice, a pillow or a bag adding contrasting fabric if you desire.

Pillow: Beads needed for stitching and fringing a 8" x 8" pillow: 2 pkgs. 03507 seed beads and approximately 1 pkg. 70123 small bugle beads or your choice of colors. Sew pillow together leaving an opening. Secure 2 strands ecru floss (or coordinating color) to inside corner of pillow. Come out at a corner. Pick up one seed bead, one bugle bead and three seed beads. Skipping the last three seed beads, return needle up through bugle bead and one seed bead. This makes a three bead picot at the end. Return to inside of pillow and come out again approximately 1/4" away and repeat process all around. Stuff and close the opening.

Keep bead rows lying straight: Attach beads around the word frame with a half cross stitch. Then secure 2 strands of floss at the back in a matching bead color. Bring floss to the front and string through a row of beads. Return to the back. Bring floss to the front at the beginning of another row and string through that row. Continue in the same manner each time you begin and end a horizontal or vertical row.



Compliments of

wichelt imports, inc.

Stoddard, VT

608-788-4600 • 800-356-9516

wichelt@wichelt.com • www.wichelt.com


NEWSLETTER SUBSCRIPTION REMINDER:

Please note the date on your mailing label. Your subscription will expire a year after that date unless you let me know you would like to keep receiving the newsletter. Please keep me advised of any address changes, as well. Thank you!

Fiberworks

108 E Bremer Ave

Waverly, IA 50677



STANDARD

PRESORT

U.S. POSTAGE PAID

PERMIT NO. 37

Return Service Requested

I Shall Not Want CROSS STITCH

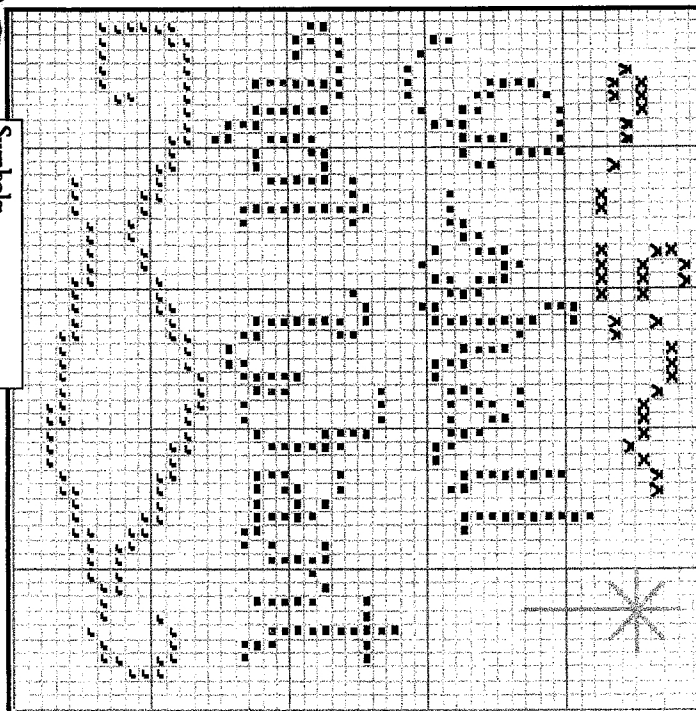
Just Another Button Company™
116 West Market Street
Troy, IL 62294
618-667-8531, FAX 618-667-8504

Finished measurements:
Design count: 50 wide x 50 tall
Sitched area: 3.33" wide x 3.33" tall

Instructions:

This free chart is from Just Another Button Company™. Stitch over two on 30 ct. Hog Lifter linen from R&R, using two strands of Weeks Dye Works floss. Long stitch the star with one strand of Weeks Beehive.

Press the finished stitching and add buttons from Just Another Button Company™ pack #7394 using a small sewing needle and matching thread or floss. Frame shown is from Hog River.




Symbols:

X 1106 WDW Beige
■ 2200 WDW Kudzu
■ 1285 WDW Twilight
| 2213 WDW Beehive

Wholesale sources:

Just Another Button Company 618-667-8531
R&R Reproductions 757-474-9660
Weeks Dye Works 919-772-9166
Hog River Frames 757-721-6584



© 2005 Cecile McPeak for Just Another Button Company™
This pattern may be copied and distributed by shop owners to their customers, free of charge. Pattern and/or instructions may not be sold or used in any way for profit without written consent of JABC.