

FIBERWORKS - THE FLYING NEEDLE


November 2011

319-352-5464

Vol. 19 No. 1

Out of local area use 1-800-307-4103, E-mail info@myfiberworks.com

Hours: Tue - Fri 10:00 - 6:00 (Thurs till 8:00), Sat 9:00 - 4:00 www.myfiberworks.com



Time to sign up for 2012 Thimbleberries


Pattern Party: Next year will be a series of 4 projects. I have samples of the fabrics for each one to see. They are quite nice. The first one will be Love Me Tender 56" square, next is Little Garden 58" square, then Twin Peaks 36" x 64" followed by Christmas Kaleidoscope 52" square. All of the patterns are in one book to

help keep the cost down. Cost includes book and all the fabric for the front and back of each project. There are also 4 bonus projects, a stitchery sampler plus delicious dessert and beverage recipes in the book. Call for more info.

We will be closed on Thanksgiving and close at 3:00 on the Wednesday before Thanksgiving, and at 3:00 on the Saturdays before Christmas and New Years Day. Please note our Saturday hours are now 9:00-4:00.



Reminder bookmarks: Remember we are collecting stitched bookmarks to give to area libraries to use during their summer reading programs next year. We still have fabric remnants for free if you need a scrap to stitch on. Bring in your bookmarks and I will finish the ends and edges for you. Encourage literacy – participate!



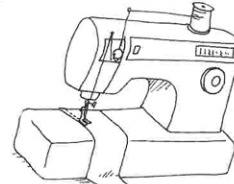
Sale of the month for December: All threads, except DMC and Anchor floss that are already sold at a discount, will be 15% off Dec 13 – 17. Stock up then.

Calendars are here: If you would like a calendar for 2012 they are in. I have marked some events and sales for next year so be sure to take one home with you. It has very scenic pictures in it.



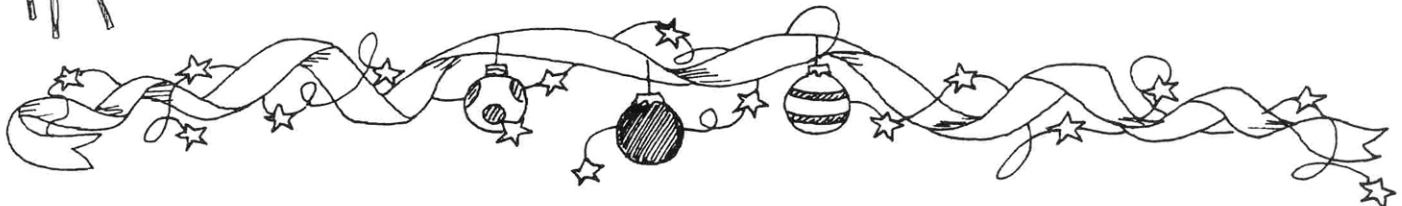
We wish you all a Happy Holiday Season. We would like to take this opportunity to thank you for your patronage during the past year. We wouldn't be here without you! If there is something you would like to see us stock or if we can help you find any products, please let me know.

If you would like to receive your newsletter electronically rather than by regular mail, let me know. I send out an email to let you know when it is posted on our web site rather than send the actual newsletter to you by email. This helps to prevent some inboxes from being too full.




TECHNIQUE TIP: 10 Machine Piecing Tips

1. Some sewing machines have rulers on the base in the front. If yours doesn't, place a self stick ruler at the front edge of the mat or table under your machine.
2. Use a size 11 or 80/12 sewing machine needle. Set stitch length for 12-14 stitches per inch (2.0-2.5) or use 14-16 (1.0-1.5) for seams that will be pressed open.
3. A sharp sewing machine needle is essential. If your needle begins to be noisy – thunks when it travels through the fabric – it is dull. Replace it.
4. Use a straight stitch throat plate to make machine stitching more precise when you are not zig-zaging.
5. If your machine has a slow speed, use it to make more accurate curves or when doing lots of pivots or removing of pins.
6. It is not necessary to backstitch any seam that will be crossed by another line of machine stitching.
7. If you have a "needle down" on your machine, use it to make chain piecing easier. Chain stitching is when you are sewing several pieces together by feeding one in after another without stopping to cut the thread in between.
8. When sewing angled, pointed pieces, begin stitching at the wide end of the patch so the point doesn't get caught down in the feed dogs.
9. Be sure you are using an exact 1/4" seam. Use tape on your machine to mark the location if there isn't one.
10. A computer mouse pad under your foot pedal prevents it from traveling across the floor.



WHAT'S NEW! -

Kits: Heart in Hand - It's A Cinch Harvest Jack & Noel; Lizzie Kate - Be Jolly and Not All of Us Boxer; Bent Creek - Home in the Globe; Sweetheart Tree - Chickadee Winter Welcome, W is for Witch, Quaker and Lavender Fields Quadrielle, Williamsburg Tea Caddy Treasure Box, Fob; Praiseworthy Stitches - Jingle Bell cookie cutter ornaments, Wonderfully Wicked Whimsies; Handblessings - Lime Rickey Ort Box Cover; Threaded Needle (beaded) - Pink Bargello key chain and scissors fob, Christmas Tree fob, Funky Zebra key chain; Fern Ridge - Bee Skeptical, Lamsey Daisy and Bessie beaded bugs (holds needle), Owlween, Jack and Heart to Heart fobs; Mill Hill - Jim Shore Fairies (4). **Other Stuff:** Puffin - needle nannies, scissor pals and knitting markers; Dinky Dyes - Patriotic and two cat scissors; Kelmscott - Mother of Pearl mini hex and trois buttons, Pumpkin/Crow and Sheep needle minders; Gingher - Tessa (designer series) scissors and matching fob from My Big Toe; Aunt Martha - multi striped tea towels; Miyuki - Tila beads more colors; Fabric Flair - cross stitch fabric striped like candy corn, with paw prints, or with snowflakes. **Fabric:** Riley Blake - Feeling Groovy flannel, John Deere prints, Red Rooster - Serenity (oriental), Buttons & Blooms; Henry Glass - In the Beginning (Noah book), Whimsy; SPX - Bird Songs of the Season, Biscotti; Benartex - School House Fancies; Windham - On the Lake; Dan Morris - Off the Hook; Elizabeth's Studio - Eagles; Russian Doll stripe. Final issue of Spool magazine.




QUILTING: Quilts N More: Qtrly magazine; Thimbleberries: Quilting for Harvest II, A Creative Christmas, Autumn Sunset; Quilt in a Day: Day & Night, T-Shirt Quilt, In the Pines, Autumn Leaves; Art to Hearts: Bittersweet.

CROSS STITCH: Jeannette Douglas: My Story, Two Rabbits; Amy Bruecken: Jackie O Lantern, Sam August Sampler; Glendon Place: Ornaments A La Round; Homespun Elegance: Stockings a Plenty, Cinnamon Stick Christmas XXIII; Heart In Hand: Wee Santa 2011, Snowman on a Hill; Lizzie Kate: Winter Alphabet, 2nd set 3 Fat Snowmen Flip Its; Blackbird Designs: Loose Feathers Autumn; Chatelaine: Victorian, Hawaii, Celtic, Holland Springtime, & Pompeii Gardens Mandalas; Bent Creek: Thankful Quaker, Haunted House Creak & Squeak; Imaginating: Winter Chickadee Basket, Toy Shop, Very Merry Day, Halloween House, Peter Pumpkin; Erica Michaels: All to the Stars, Better to Give, Care Deeply; My Big Toe: Building Block Truth, Christmas Pinkies III, Give Thanks, I Can Do All Things; Little House Needleworks: 2011 Ornaments Joy & Peace and Snow in Love, 12 Days of Christmas, Autumn Band Sampler; Sue Hillis: Needlework Trees, Traditional Trees, Candy Corn Crazy 3; Stoney Creek: Tropical Christmas, Halloween Time, Santa's Truckin' Team, Nature's Pride; Shepherd's Bush: Thomas's Stocking, Santa's Flight; Ink Circles: Love Letters-Art Nouveau, Metamorphosis; Papillon Creations: French Fancies Biscornus; SamSarah: Farmer's Market Peas & Garlic; Prairie Schooler: 3 card sets; Val's Stuff: Little Bitty Kitty Quilt Nov-Dec, Boo Ya; Rosewood Manor: To Have a Child Birth Sampler, Give Me a Friend; Just Nan: Rudy Reindeer, Emma & Eliza's Christmas Hat; Tam's Creations: Winter and Christmas Sparkle Biscornus, Pussinpatches, Floral Mandala; Drawn Thread: I Love Halloween, When I am Sewing; Jim Shore: Monograms; Handblessings: Hooked on Scissors and Shoes, Cat and Crow Silhouette; Trilogy: Domes of Doom, Sneak Peak of Autumn all parts; Brookes Books: Spirit of Christmas Carols; Blackberry Lane: Starry Starry Night Pendant II; Trenner: Samplette; X's & O's: Golfing Santa; Alessandra Adelaide: CT 100, Smile Pumpkin, Zar Di Cuori; Myrtle Grace: Super Star Santa.

OTHER: Canvas: Needle Delights - Color Delights Midnight, Silver, Funky Hearts, Lollipops; DebBee's Designs: Good Stuff, Diamond Delight 9; From Nancy's Needle - Holiday Tree III; Laura J Perin - Sentimental Journey, Christmas Tree 2011, Lahaina Breeze; Brenda Kocher - Lavender Logs, Fancywork; Hardanger: Satin Stitches - Pendant Square; Sweetheart Tree - two "teenies". **Beading:** Design Originals - Tila Beads.

Happy Stitching!

Carol
& Happy New Year!



CLASSES: No classes are scheduled in this newsletter since the holidays are upon us. If you would like to learn something or work on a specific project, let me know. We can schedule a custom class at your time choice and expertise level.

These are some of the classes we have offered before: counted cross-stitch, beyond cross-stitch which would include adding specialty stitches, stamped cross-stitch/embroidery, canvaswork - needlepoint, hardanger, pulled thread, drawn thread, bargello, petite point on silk gauze, knotted work, smocking, temari balls, knitting, crochet, duplicate stitch, myreshka drawn work, tatting, bridge stitching (darning stitch), beadwork (peyote, herringbone, right angle weave, square stitch, brick stitch), huck embroidery (Swedish weaving), Brazilian embroidery, silk ribbon embroidery, punch needle, locker hook, stumpwork, blackwork, beginning piecing for quilting, paper piecing for quilting, fusible applique, crazy quilts, bargello quilts, felt applique, free lace for scarves/shawls, framing and mounting tips, finishing pillows, finishing standups, finishing in a box shape, tassels, etuis, stitch notebooks.

Introducing The 1999 Free Holiday Gift From Nora Corbett For Mirabilia

Fourth in the annual Holiday Cherub Series from Mirabilia, this sweet little angel quietly prays with feathery white wings held aloft. Her sky blue dress is trimmed with tiny pearls to match the wreath of roses and pearls atop her golden curls.

It's a free holiday design from Nora Corbett that's easy to stitch, easy to give and easy to love all year 'round. Be sure to see this piece in full-color at www.mirabilia.com. And know while you're stitching that everyone at Mirabilia Designs is wishing you the heavenliest of holidays!

"Holiday Prayer" by Nora Corbett

Stitched on 32 count Spun Silver linen from Wichelt Imports.
Alternate fabric Zweigart 32 count Belfast* Platinum linen.
Stitched (2 over 2). DMC floss used.

Design area is 6" x 6" with a stitch count of 92 x 88.

· white	= 644	- 948
\ ecru	< 677	S 3023
■ 310	▲ 729	* 3052
▲ 356	c 744	l 3756
□ 356-758	/ 754	u 3756-3811
⊗ 356-839	+ 758	● 3768
▲ 433	▼ 761	↓ 3802
⊙ 502	◆ 838	T 3806
2 519	▲ 839	Y 3823
▽ 598	▼ 844	⊗ 3827
⊙ 601	⊙ 926	* 3829

Mill Hill Beads

○ 02010 Glass Seed Bead

Blends are one strand each.

Stitching Instructions

Backstitch with one strand:

Eyebrow, corner of eyes, lips, face, hands, neck, arms with 433

Nose with 356

Outer border of design with 844

Wings with 310

Backstitch with three strands:

Bottom eyelashes with 310


"Holiday Prayer" by Nora Corbett
Copyright © 1999 Mirabilia Designs. All rights reserved.
May be reproduced but not sold.

See this design stitched in full-color on our
Internet Web Page: www.mirabilia.com

Mirabilia Designs * P.O. Box 10283
Columbus, Ohio 43201
(614) 253-6634 * fax (614) 253-6657



PRINTED ON RECYCLED PAPER



Thanks to mirabilia for her pattern. we must have missed putting this one in our newsletter back when it was released - so here it is now.

NEWSLETTER SUBSCRIPTION REMINDER:

Please note the date on your mailing label. Your subscription will expire a year after that date unless you let me know you would like to keep receiving the newsletter. Please keep me advised of any address changes, as well. Thank you!

Fiberworks
108 E Bremer Ave
Waverly, IA 50677

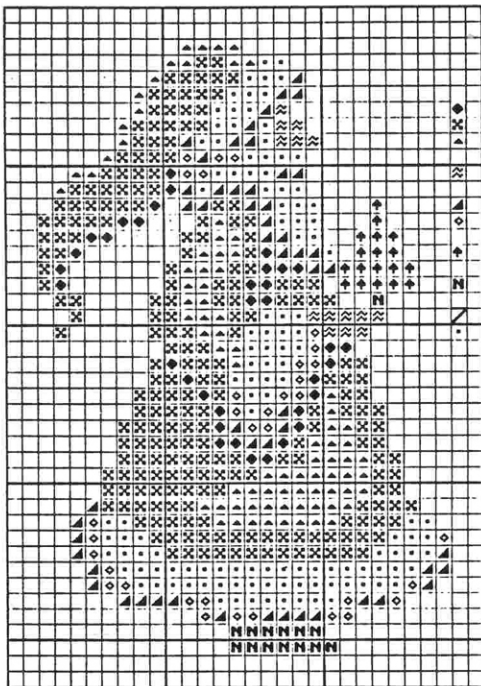
Greetings on Main - Dec 8th
6:00-8:00

**STANDARD
PRESORT
U.S. POSTAGE PAID
PERMIT NO. 37**

Return Service Requested



From: Rayberts Limited - Schomberg ON, Canada




Stitches By Cheri
Waukesha, WI 53188
262-547-1339

© 2002

Sampler Threads
▲ Blue Jay
♥ Hibiscus
Z Hyacinth
X Royal Purple
O Spring Green

Supplies
Linen-28ct. Quaker Metallic
Gold Cream
Fabric for backing
Fibersfill

35 x 54 2.5 x 3.85



Thanks to Rayberts and Stitches by Cheri
for these designs.

"Happy New Year"

K-203-A	Sym	DMC	ANC	JPC	Description
1	◆	498	1005	3000	Christmas Red - dk
2	✕	321	9046	3500	Christmas Red
3	▲	309	42	3284	Rose - deep
4	■	758	882	2337	Terra Cotta - vy lt
5	▲	775	128	7031	Baby Blue - vy lt
6	■	3756	1037	7975	Baby Blue - ul vy lt
7	◆	3345	268	6268	Hunter Green - dk
8	■	898	360	5476	Coffee Brown - vy dk
9	■	310	403	8403	Black
10	□	White	2	1001	White

This design may be copied with
permission of Stitches By Cheri.
Sincere thanks to:
Linen-28ct. Quaker Metallic
Gold Cream
Fabric for backing
Fibersfill