

FIBERWORKS - THE FLYING NEEDLE

June 2011

319-352-5464

Vol. 18 No. 4

Out of local area use 1-800-307-4103, E-mail info@myfiberworks.com
Hours: Tue - Fri 10:00 - 6:00 (Thurs till 8:00), Sat 9:00 - 5:00 www.myfiberworks.com



Christmas in July is coming July 12-16: Any Christmas theme patterns, supplies to do it and Christmas fabrics will be 15% off. Say what? Plan ahead? Get started on those special gifts now so you'll be ready when December rolls around.

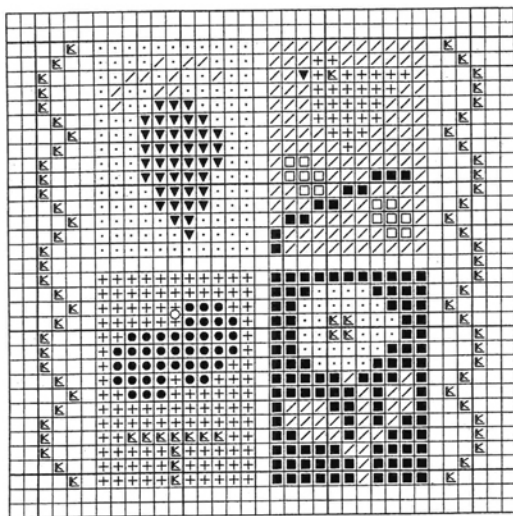
Sales of the month for August: Back to School Sale on Alphabets and Numbers. Anything with letters or numbers on it will be 15% off from Aug 16-20. Samplers, fabric with printing, anything with a saying on it...



Ridiculous Day sidewalk sale is July 9th
Waverly merchants will be out on the sidewalks with their bargains galore. We will open at 8:00 that day (some will be out at 7:00) Look for boxes of half priced patterns in all techniques and some marked down to \$1.00 each. Then the next Waverly event is Heritage Days the following weekend. Join us for a parade, dancing at the fair grounds and fireworks at the golf course.

sales

Free Designs: Thanks to Lizzie Kate and Handblessings for sharing the reproducible designs in this newsletter.



Attach sterling silver bird house charm at hollow dot.

Lizzie Kate, Inc. / 2901 Oriole / Wichita, KS 67204 / Phone-Fax: (316) 832-0501
email: mail@lizziekate.com / www.lizziekate.com

This design may be reproduced for non-profit or handmade. It is not to be sold or traded.

Symbol	Sampler Threads	DMC	Anchor
.	buttermilk	3823	386
▼	bittersweet	971	316
⊠	hyacinth	3740	872
/	shutter green	3363	262
□	green apple	3364	260
+	sea spray	3811	158
●	oatmeal	712	926
■	victorian pink	962k	75



TECHNIQUE TIP: Are we still here – so far.

Just got an email from one of the quilt shops in our "Hop" group that they have decided to move on to other things and will no longer have the General Store in Conrad. It makes me stop and think each time I hear or read of a fellow store owner closing their doors, especially in my niche. These closures are for various reasons – life changes, retirement, health issues, or fatigue in fighting the bottom line. Area chambers strive to keep their local store fronts filled and busy with various promotions. I just visited a web site brought to my attention by one of the yarn people called The 3/50 Project. It is to promote the survival of local independent businesses.

What's the "3"? Think about which three independently owned businesses including restaurants you'd miss most if they were gone. Stop in and say hello. Pick up a little something that will make someone smile. Your contribution is what keeps those businesses around. What's the "50"? If just half the employed U.S. population spent \$50 each month in independently owned businesses, their purchases would generate more than \$42.6 billion in revenue. Imagine the positive impact if 3/4 of the employed population did that.

The 3/50 Project isn't an "all or nothing" campaign that insists consumers stop shopping in chains or franchises. Instead, the message is about **balance**—of the money you currently spend each month, we simply ask you to redirect an affordable \$50 back to the locally owned independent businesses that have been forgotten of late. Just as there are things in a locally owned store that you can't find in a big box, there are also things in a big box you can't find in a locally owned store. We simply need to think about where our dollars are best invested, consider the greater amount of revenue local businesses return to the community, then purchase accordingly. Otherwise, local economies suffer irreparable harm. For every \$100 spent in independently owned stores, \$68 returns to the community through taxes, payroll, and other expenditures. If you spend that in a national chain, only \$43 stays here. Spend it online and *nothing comes home*.

It is easy to go online and search for what you want, I do it too. But you can't feel and touch new threads or see live models of patterns stitched or look at real fabric colors on a computer monitor. Maybe it is because we are coming out of our slow time of year or maybe I just ordered more stuff than usual last month or maybe it is just a nearby colleague closing that makes me pause and wonder what the future holds for us small "brick and mortars".

GARDEN PATCH

Fabric: 28 count
Stitch Count: 31W x 31H



WHAT'S NEW! -

Kits: Sweetheart Tree - Halloween and Noel Quadrielles, Sunflowers/Bumblebees and Autumn Pumpkin Welcomes, Lady Dunmore's Sampler; Lizzie Kate - Life's a Beach, I Know God Boxer; Bent Creek - Secret Birthday Surprise, Mother Sheep; Mill Hill - Button & Beaded: Holiday Delivery, Holiday Stocking, Winter Woods, Home for Christmas, Believe, Hanging Around, Christmas Jewels ornament kits - 6 designs, 3 Southwest Santas, 3 Magi; Permin - Hardanger bookmarks; With Thy Needle - Birds of a Feather Mystery part 1 and 2 of 3; Perwinkle Promises - 6 seasonal humbug kits, Pansy Parade accessories; Homespun Elegance - Bird pin cushion box, Stashkeep II, Stitching Pocket Plus; Just Another Button Co - Felt pincushions Carrot Patch, JABCO the Snowman; Trilogy - Take Along Easter Greetings; Spool: Summer issue. **Fabric:** Sue Marsh Pound Hounds kits, Counting Sheep kits; Maywood - Wild Rose; Fabri-Quilt - beautiful pre-quilted fall palette and co-ordinates; RJR - Thimbleberries Border Blast 3rd quarter bolts; A E Nathan - black & white and fun pink prints; Elizabeth's Design Studio - apples, florals, fall trees, Red Rooster - Lil Miss Cutie Patootie and Haunted Halloween II; Timeless Treasures - Lotus with gold metallic accents; Henry Glass - Soiree, I Love Snow flannel. **Other:** Stitch Happy - small tote bags; Wrights - bias tape; Sajou scissors - (made in France) - Eiffel Tower, Blue Onyx & Faux Mother of Pearl set.




Designs by Kathy
Assateague Lighthouse




Designs by Kathy
Assateague Lighthouse

CELTIC CHRISTMAS



JAZZ



©Geri Mitchell Designs

QUILTING: Bear Paw Productions: Strip Therapy; House of White Birches: Quilting for Baby; Elisa's: Afternoon Delight; Leisure Arts: 5-10-15+ Fat Quarters; Blackbird Designs: Garden Club: All Through the Night: Just Ducky, Baby's BowWow Blankie; Prairie Grove Peddler: A Cat's Life; EazyPeazy: Heavenly Textured Handbag, Eeny Meeny Miny Moe, Second Heaven.


CROSS STITCH: Jeannette Douglas: One Bird, Three Bees; Scarlet Quince: Monarch of the Glen, Merry Old Santa Claus, Cathedral Rock; My Big Toe: Hope in the Lord, Joy Building Block; Homespun Elegance: A Wooly Story, Delivering Spring Blossoms, May You be Blessed; Heart In Hand: Pocket Sampler - Daughter; Lizzie Kate: Land that I Love, Strawberry Sampler, last of Halloween Rules series, Summer Alphabet; Blackbird Designs: Elizabeth Jane; Imaginating: Spring Iris & Magnolia, Joined at the Heart; Handblessings: Flip Flop, Fleur de Lis & Baby Biscornus; Bent Creek: Gnome in the Garden Row, Quaker Easter Egg; Whispered By the Wind: Summer, Autumn, Spring and Winter Homes, Chorus of Angels; Erica Michaels: Home in the Summer, Forgive; Jill Oxtan: Cross Stitch & Bead Weaving Vol 84; Designs By Kathy: Marsh Ponies, Wild Ponies, Two lighthouses; Victoria Sampler: Linda's Ort Bag, Milady's Reticule, Button Up Birdies 2, 3, 4; Mill Hill: Spooky Town, Dream; Little House Needleworks: Colonial Welcome, Ornament #4 & 5 Gingerbread Village & Silent Night; Sue Hillis: Happy Harvest, Happy Stitching, Happy Independence Day; Stoney Creek: Quilt - one for each season; Praiseworthy Stitches: Le Jardin de Lapin, Willow House Retreat; Silver Lining: Katie (rose); Ink Circles: First Bass, Love Letters-Celtic; Shepherd's Bush: Mother's Hope, Love Is; SamSarah: Farmer's Markets Lime, Berry & Pear; Mirabilia: September Sapphire Fairy; Val's Stuff: Little Bitty Kitty Quilt May-June & Jul-Aug, Four Seasons; With My Needle: Miss Trenner's Needlework Academy, Ada Mary Hornsey 1868; Stitchy Kitty: Toadally Arrgh, Toadally Patriotic; Milady's Needle: Sarah H Brown, In Search of Bliss; Rosewood Manor: Topiary Welcome, Keys to the Kingdom, Crabapple Tree, Compass Point; Trilogy: Sneak Peek Spring 2 more, Wedding Lineup; Tempting Tangles: Panoply of Peacocks; Wiehenburg: Spring Quaker & Bellpull, Diamonds Delight; Just Nan - Turtle Pocket w/winder; Drawn Thread: Scissors Tags Imagine, Peace, Love, Hope; Cherished Stitches: Muscat Blue Ensemble and Card Case; Carousel: Spring Sheep Alphabet.

OTHER: Canvas: Needle Delights - Color Delights Wisteria & Ice, Rainforest Revisited; Threedles - Mirror, Cat's Eyes; From Nancy's Needle: Birds of a Feather, Star-Spangled Birthday. Hardanger: Victoria Sampler - Spring Box Beautiful Finishing 7, Quilting Bee, Garden Wedding and Forget Me Not Samplers; Cross N Patch - Homeward Bound. **Knit:** Deb Macomber - A Turn in the Road.

Happy Stitching!

Have a safe and sparkly 4th of July - Remember our armed forces who keep us free!

Karol



Handblessings
Lizbeth Jane, Kathleen Dinger



CLASSES: I have scheduled a couple of classes below that I thought you might like. I love to teach needlework to people and can't resist any more. Remember you can always schedule a custom class if there is a technique you would like to learn. Call me at 319-352-5464 or come in to pick a project and set a time when you can come. I would like at least two people in a class, three or four are more fun, so invite a friend or two to come with you. Costs will be set depending on the project materials and instructional book or pattern plus a small teaching fee.

These are some of the classes we have offered before: counted cross-stitch, beyond cross-stitch which would include adding specialty stitches, stamped cross-stitch/embroidery, canvaswork - needlepoint, hardanger, pulled thread, drawn thread, bargello, petite point on silk gauze, knotted work, smocking, temari balls, knitting, crochet, duplicate stitch, myreshka drawn work, tatting, bridge stitching (darning stitch), beadwork (peyote, herringbone, right angle weave, square stitch, brick stitch), huck embroidery (Swedish weaving), Brazilian embroidery, silk ribbon embroidery, punch needle, locker hook, stumpwork, blackwork, beginning piecing for quilting, paper piecing for quilting, fusible applique, crazy quilts, bargello quilts, felt applique, free lace for scarves/shawls, framing and mounting tips, finishing pillows, finishing standups, finishing in a box shape, tassels, etuis, stitch notebooks.



Beginning Needlepoint – Charted: Flower Patch Ort Box: Thursday, July 7th 10-12 OR 6-8pm
This project is a cover for a paper mache box 2 ¾" square to hold your cut off thread tails – "orts". I will help you, if you need it, choose 2 skeins of Watercolors and a #12 metallic braid to do this piece worked on 18 count mono canvas. It looks like a nine patch symmetrical leaf design. Easy stitches are used! Would make a great gift for stitching friends. Class Fee: \$35.50 includes all materials and stretcher bars.



Cross Stitch over One on linen: Miniature Monogram Hornbook Margin Marker: Thursday, July 14th 9:30-12:00 OR 6:00-8:30pm.

This is another small project to add to your stitching supplies. It is gauged to measure 1", 2" or 3" depending on what part of the hornbook you use (a square piece of wood with a short handle). The cross stitch design is a letter of your choice worked on linen with a silk thread of your choice. The hornbook, batting and braid to finish the piece are included. Class Fee: \$29.50. Bring magnifier if you use one



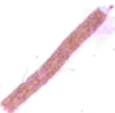
Cross stitch on perforated paper – Mill Hill Christmas Jewels Ornament: Saturday, July 16th 1:00-4:00.
These attractive ornaments are stitched on perforated paper and accented with beads. Choice from 6 designs round or teardrop shape. Add a touch of sparkle to your tree this year. Class Fee: \$16.75.



Knit or Crochet – The Pouch: Thursday, July 21st 9:00-12:00 OR 1:00-4:00. The kit from Bag Smith comes in raisin, pink, brown, red or black color schemes. If you knit it, you will need #7 needles. If you crochet it, you will need a size "I" hook. It's the perfect size to carry your cell, MP3 or I-pod in so you can find it in your purse right away, or to carry it when you don't need your purse. Yarn is combination of nylon cord and novelty yarns. Each kit is unique and has adornments for decoration. Limited kits. Class Fee: \$28.50



Other stitches – Bliss by Seba Designs: Saturday, July 23rd 1:00- 4:00. This piece is mostly blackwork and Rhodes stitches done on 28 count fabric with two lovely colors of Dinky Dyes silk threads – Binda and Luna Park. Design is 5 ¼" square – perfect for a box top or small framed piece. Class Fee: \$32.00.



Beadwork – Herringbone bracelet: Thursday, July 28th 10:00 – 12:00 or 6:00-8:00. A simple bracelet that works up quickly in size 8 beads accented with 11s. You may choose your favorite color from 25 at registration. Class Fee: \$18.00 - \$22.50 depending on bead choice.



Beginning Piecing – Quilting: Bed Runner: Saturday, July 30th 1:00-4:30. Update your décor by adding a bed runner to the foot of your bed. It adds extra warmth in the winter and protect your bed quilt when sitting to put your shoes on. The pattern I've chosen is called Night Crossing by Kathy Brown from the book from House of White Birches. (There are 9 more designs for you to use later.) Class fee includes pre-cut fabric squares and all materials for the front. To finish you will need backing and batting. Color choices of brights, pastels, or Thimbleberries (gold, green, rust, tan). Class Fee: \$59.25. Bring your own sewing machine, neutral color thread and rotary cutting supplies.

NEWSLETTER SUBSCRIPTION REMINDER:

Please note the date on your mailing label. Your subscription will expire a year after that date unless you let me know you would like to keep receiving the newsletter. Please keep me advised of any address changes, as well. Thank you!



**STANDARD
PRESORT
U.S. POSTAGE PAID
PERMIT NO. 37**



**Fiberworks
108 E Bremer Ave
Waverly, IA 50677**

Return Service Requested



HandBlessings
handblessings@att.net
www.handblessings.com

Yankee Doodle Ducky

Copyright 2005
Eileen Gurak Needlework Design
Stitch count 33 x 75

Fabric: 14 count Aida Cloth Buttermilk

Floss: Anchor all two strands except black, 403

- ┌ 46 Red
- ◇ 1 White
- ┐ 131 Light Blue
- ▴ 133 Royal Blue
- ∖ 298 Deep Yellow
- 304 Orange
- 403 Black - three strands

Optional Mill Hill Button 86180.

This piece can be finished as either a bookmark or mini banner. When finishing as a mini banner, point the bottom and sew the Mill Hill heart shaped flag button (#86180) on the point.

Yankee Doodle Ducky is sure to bring a smile to the face of young and old alike. He is perfect for the bath, a child's room or even the kitchen, where I have mine. Hope your summer is filled with many smiles and many happy hours of stitching.
Eileen

This chart may be copied & distributed only by needlework shops for free promotional purposes.

