

FIBERWORKS - THE FLYING NEEDLE

September 2010

319-352-5464

Vol. 17 No. 5

Out of local area use 1-800-307-4103, E-mail info@myfiberworks.com

Hours: Tue - Fri 10:00 - 6:00 (Thurs till 8:00), Sat 9:00 - 5:00 www.myfiberworks.com



Birthday next week! Fiberworks is 17 years old. Join us for our celebration beginning Sept 13th through the 25th for 10, 15 or even 20 percent off your regular priced purchases. You may draw a pop from the treat tree to determine your discount and "Stick with us" favors, too.



Fall Foliage Fabric Tour. When you tour around to see Iowa's beautiful fall hues, stop at your favorite quilt shops, as well. Get your passport at any of the participating stores for \$2.00. Get your card stamped at all seven stores (we ask for a \$5.00 minimum purchase at each) to be entered into the grand prize drawing of a **\$500.00** shopping spree. Each store will also have a lovely gift basket given away to those who tour their treasures. Included with your passport are money saving coupons that may be used during the month of October.

Market coming: St. Charles will be here before we know it the end of September. If you are looking for anything special, let me know before then (cross stitch or needlepoint for this one).



Kissing Pillows Deployed: Again, thank you to all who helped with the kissing pillow project. The final count turned in was 1587. Pillows were handed out at send-off ceremonies in Oelwein, Marshalltown, Iowa Falls, Dubuque, Waterloo/Cedar

Falls, and Des Moines. We do have some left over so if you know someone who is serving later this year or next or if you are sending a care package and want to include one for your soldier, stop by the shop and pick one up.

Block of the Month for 2011: Can you believe it? I have picked a quilting project to begin in January already. I would like to do a Thimbleberries design once again called Border Blast. The fabrics are not really the same old ones just in a different color. Stop in and see if you like the Southern Skies (lighter version) or Northern Lights (the darker version) as we have actual fabric swatches here. There are two possibilities for you to do – the queen size layout 96" x 112" or the throw size layout 74" x 90". Each block pattern will include a bonus wall quilt using that block as a focal point. Prices will be in the next newsletter. Join the club!



On-line Needlework Show: Mark your calendars for the next viewing of the online needlework show for October 21st through the 25th. Make your list of needs/wants and get it to us by that Monday noon so we can compile orders. Go to www.needleworkshow.com and sign up for door prizes.

TECHNIQUE TIP: What's all the hoop-a-la?

Do you choose to use a tension control helper when you stitch? For quilting, punch needle and needlepoint this is almost a necessity. For quilting to maintain a tight surface to teeter totter your needle back and forth to get the quilting stitches through all layers of fabric and batting, there must be something to hold these together – like a hoop (round or "D" shaped for edges) or Q-Snap (rectangular or square PVC pipe tubes). The larger the hoop the less times you have to move your fabric. For a punch needle to work, the fabric must be drum tight in a non slip hoop or on a frame with "teeth" around the edges (more expensive and looks like you could hurt yourself – but then look at the needle one uses!). Needlepointers can use stretcher bars (four pieces of wood that slot together into a square or rectangle). Canvas is applied to the stretchers with either thumb tacks or staples. Using brass tacks especially made for this allows for easier re-stretching if necessary and reuse of tacks because they are built stronger than office supply tacks. Or in my case taking off one project before it is finished to start another one which needs the same size stretchers. There are now stretcher bars that are called Everites that have a tension regulating mechanism in them that is adjusted with a wrench. Why use these rather than hold your work in hand? Needlepoint canvas has a tendency to stretch on the bias so what started out as a piece with 90 degree corners may become a parallelogram by the time the stitches have pulled the canvas threads off plum, especially with the use of repeated diagonal stitches. Stretcher bars will also help keep your stitches more uniform and even, reduce stitcher fatigue, and help keep the canvas and threads cleaner as you work. No finisher wants to see a crumpled, soiled piece show up to be made into a pillow or be framed. Even with blocking the canvas may revert back to its uneven shape. Used in combination with a frame weight or stand, these can even give you a third hand so you can stitch faster by using both hands – one on top and one on the bottom. Or you can use a laying tool so all threads reflect the light the same on longer stitches and do french knots (eeouu, my daughters would say use beads!) easier. Next time I will talk about using scroll frames and what to use for other stitching techniques.



WHAT'S NEW! -

Kits: Mill Hill - 4 new "Sticks" kits; Lizzie Kate - Autumn Fab Fob; Just Nan - Charm Pins Pumpkin and Black Cat; Bent Creek - Boo-Time; Heart in Hand - Harvest Jack; Trilogy - Ghouls Night Out; Stitch Your Heart Out (SYHO) #7-Florin by Ink Circles; #8-Home in September from Country Garden Stitchery; Just Another Button Co - Pin Cushion kits - Strawberry, Cupcake, Mockingbird Hill, Autumn Acorn. **Fabric:** Fabri-Quilt - Defenders of Freedom, Sweet Melody Songbirds; Blank - Paloma, Jane, Lafayette; **Other:** Just Cross Stitch Ornament magazines - Halloween and 2010 Christmas issues; DMC armchair organizer.

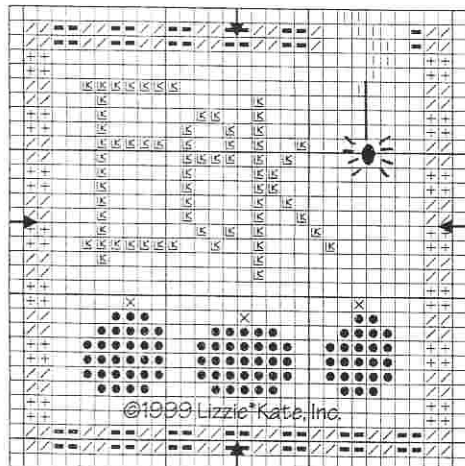
QUILTING: **Debbie Mumm:** I Care With Quilts, Home Comings, Quick Quilts for the Home; **Leisure Arts:** Teach Yourself Blocks From the Past; **Kim Schaefer:** Quilts, Bibs, Blankies..Oh My; **Pearl Louise:** Redwork Winter Twitterings; **Art to Heart:** Sew Necessary.

CROSS STITCH: **Amy Bruecken Designs:** My Buddy, Wilma Witch; **Bent Creek:** Circus Row, Patriotic Branch - White Bird House, Friendship Tree, Halloween Branch - Hooty Owl; **Bobbie G Designs:** Clean My Kitchen, Faith, Hope; **Homespun Elegance:** Delivering Tricks, Stitching Joy (Santa ornament '10), Witchville; **Heart In Hand:** Leggy Pumpkinhead, Pumpkin Solitude; **Lizzie Kate:** Christmas Rules double flip-its 3 & 4, Eek Boo Hiss, Cleaning the House; **Blackbird Designs:** Swan Lake; **Imagining:** Seaside Wedding, Sisters, Eternity; **Sue Hillis:** Autumn Stitches; **Prairie Schooler:** 2010 Santa, October, Snowy Nights, Sweeping Cobwebs; **Just Nan:** Hagatha's Hats - purple or orange, Autumn Humbug, Spooky Spirits of Tombstone Hill; **Erica Michaels:** A Family Sampler, Second Spring; **Waxing Moon:** Acorn Halloween, September monthly samplers; **The Trilogy:** 2 parts more Sneak Peak Halloween, Thanksgiving Lineup; **Lila's Studio:** Flower Patch II; **Stoney Creek:** Words To Live By 1 & 2, Wrapped in Feathers, Spring into Fall; **Sweetheart Tree:** Berries & Shortcake Fob, Wine a Little, Colonial Roses Pin Keep; **Little House Needleworks:** Ornament #9 & 10, The Family Sampler; **La-D-Da:** Pumpkins Three; **Jeannette Douglas:** Summer & Winter Biscornu Stackers, Once Upon a Tree Sampler; **Mirabilia:** Spring Topiary Garden; **Ink Circles:** Guilder; **Val's Stuff:** Kitty Kalendar Aug, Sept, Oct; **Nora Corbett:** Stitching Fairies - Needle Fairy; **SamSarah:** Buzzins Jul & Aug, Alphabet Baubles V is for Violet, W is for Wizard; **Cricket Collection:** Autumn, Winter; **Kit & Bixby:** Creep Sheep.

OTHER: **Canvas:** Needle Delights - Color Delights Rainbow & Indigo, Lavender Fields; **Laura J. Perin** - Daisy Chain, Daisy & Leaping Trout Collages, Pineapple Quilt; **DebBees Designs** - Glitz & Glamour Turquoise. **Hardanger:** Victoria Sampler - Count Your Blessings, Friends in Stitches, Mermaid Song; **Nordic Needle** - 2010 Award Winning Hardanger Designs, Christmas in the Pines; **Beading:** Bead N Button - Easy Peyote Stitch, Bead Crochet.

Happy Stitching!

Kawl



Eek!

Fabric: Any natural or neutral colored fabric
Stitch Count: 30 W x 30 H

Symbol	Sampler Threads	DMC	Anchor
■	avocado	470	267
/	black crow	310	403
●	burnt orange	922	1003
+	gold leaf	729	890
+	oatmeal	712	926
+	purple iris	3746	1030
X	sable	3021	905

Straight stitch spider dangle (from moon) with one ply black crow.

Spider Charm
Available Exclusively
From Lizzie Kate, Inc.

Lizzie Kate

Lizzie Kate, Inc. / 2901 Oriole / Wichita, KS 67204
Phone/Fax (316) 832-0501 email: LizKat98@aol.com

This design may be reproduced for newsletter or handout. It is not to be sold or posted. Copyright 1999 Lizzie Kate, Inc.



Custom Class Schedule: If there is a technique you would like to learn, call me at 319-352-5464 or come in to pick a project and schedule a time when you can come. I would like at least two people in a class, three or four are more fun, so invite a friend or two to come with you. Costs will be set depending on the project materials and instructional book or pattern plus a small teaching fee.


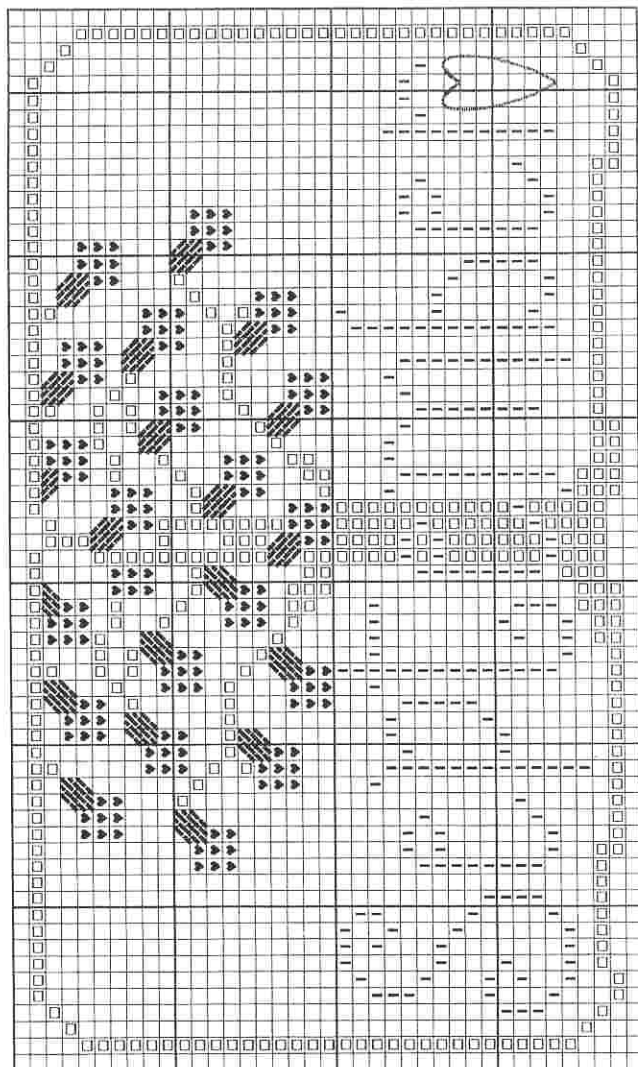
These are some of the classes we have offered before: counted cross-stitch, beyond cross-stitch which would include adding specialty stitches, stamped cross-stitch/embroidery, canvaswork - needlepoint, hardanger, pulled thread, drawn thread, bargello, petite point on silk gauze, knotted work, smocking, temari balls, knitting, crochet, duplicate stitch, myreshka drawn work, tatting, bridge stitching (darning stitch), beadwork (peyote, herringbone, right angle weave, square stitch, brick stitch), huck embroidery (Swedish weaving), Brazilian embroidery, silk ribbon embroidery, punch needle, locker hook, stumpwork, blackwork, beginning piecing for quilting, paper piecing for quilting, fusible applique, crazy quilts, bargello quilts, felt applique, free lace for scarves/shawls, framing and mounting tips, finishing pillows, finishing standups, finishing in a box shape, tassels, etuis, stitch notebooks.

If you already know how to do a technique but would like to pick a harder project or make a conscience effort to work on a specific one - new or already started, let me know and we can have a dedicated stitch-in with help available as needed. We offer a place to stitch without interruption from children, spouse, phone (if you turn your cell off) and have the expertise to assist you. Learn something new this year and finish at least one started piece!

Thanks to Just Another Button Company, Lizzie Kate and Erica Michaels/Rainbow Gallery for their complimentary patterns. If you'd like more monthly tea cups stop in and ask.

September - Autumn's Apples

Stitch count: 37h x 63w - approx. 4" h x 7" w ♥ 18ct Natural Light linen from Wichelt (#59-140)



Complete all cross stitches over 2 threads per chart. Use 1 strand green Silk & Cream to satin stitch leaves as indicated in detail chart.

Attach the heart button where indicated in the lower right corner.

Rainbow Gallery Fibers - 1 card each

- ♥ PY072 Petite Frosty Rays® Dark Red Gloss - 1 strand
- BG28 Silk & Cream Victorian Green - 1 strand
- S1040 Splendor™ Ginger - 4 ply
- ! V630 Petite Very Velvet™ Navy - 1 strand

(1) #3340.L large red velvet heart button from Just Another Button Co.

See many more of our designs and learn more about our products at www.rainbowgallery.com

Go to www.ericamichaels.com for
ERICA MICHAELS
 DESIGNS FOR COUNTED CROSS STITCH
 Maura MacInnis hvl Linda Sisk

NEWSLETTER SUBSCRIPTION REMINDER:

Please note the date on your mailing label. Your subscription will expire a year **after** that date unless you let me know you would like to keep receiving the newsletter. Please keep me advised of any address changes, as well. Thank you!


Fiberworks
108 E Bremer Ave
Waverly, IA 50677

Sept 13th – 25th
17th Birthday Celebration

STANDARD
PRESORT
U.S. POSTAGE PAID
PERMIT NO. 37

Return Service Requested

Fall Foliage Fabric Tour – All of October



THE FINE PRINT
A gift chart from Just Another Button Company™
patty™ @2009 Patch Corner
Stitch chart and instructions are not for sale. Permission is granted for shop owners to make unlimited copies for the purpose of gifts to their customers who purchase the buttons. Do not publish this chart to any web site, chat room, blog, etc. No other rights granted. Please support the shop that provided this chart.

www.justanotherbuttoncompany.com

Troy, IL 62294 USA
618.667.8531 voice
618.667.8504 fax

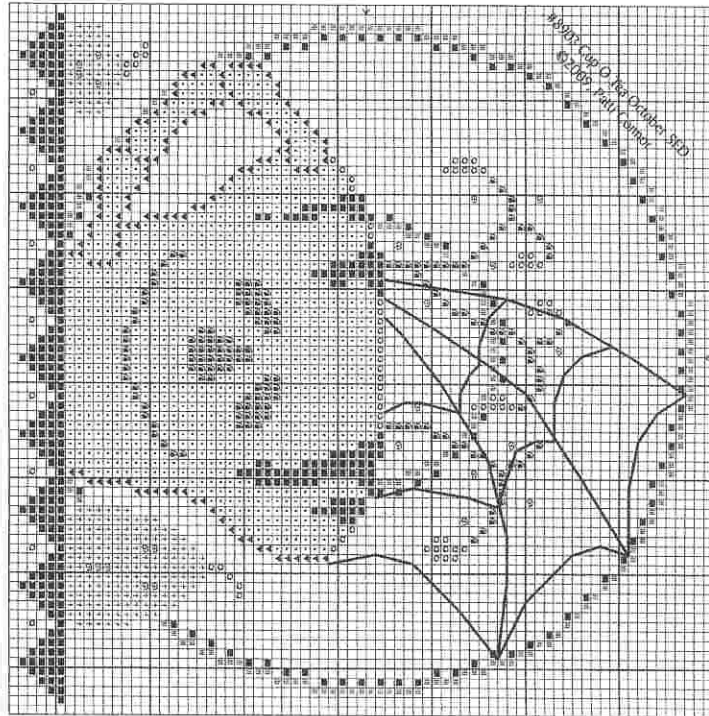

JUST
ANOTHER
BUTTON
COMPANY™

116 West Market Street

Troy, IL 62294 USA

618.667.8531 voice

618.667.8504 fax



THE CUP O' TEA SERIES

OCTOBER

8903

Have fun stitching the Just Another Button Company Cup O' Tea Series of free charts. Collect all twelve from your favorite shop!

Weeks 30 ct Tiger's Eye linen
Gentle Art & Weeks Dye Works floss

- | | |
|----------------------------|-----|
| ○ Antelope WDW 1183 | 1/2 |
| + Autumn leaves GA 7073 | 1 |
| ■ Brick WDW 1331 | 2 |
| ● Badger WDW 1331 | 2 |
| ▲ Carnation Corn GA 7061 | 1 |
| ♦ Kirs Bon Bon WDW 1267 | 1 |
| ■ Old Purple Paint GA 7062 | 1 |
| * Parchment WDW 1110 | 4 |

design count: 73 x 72
design size: 4 3/4" square
cut size 11" x 11"

TO STITCH

Separate floss. Use two strands of floss to stitch over two threads linen. Complete each cross stitch before moving to the next. Long stitch spider web with two strands of Carnation Corn.

TO EMBELLISH

A hot iron may damage the buttons, so press your stitching first. Refer to the drawing for button placement. Use a small needle such as a size 8 quilting "between" and matching sewing thread or floss.

WHOLESALE SOURCES

LINEN & FRAME:

Norden Crafts, Ltd. 847.891.0770

30 count Tiger's Eye WDW-L30 1225

6" x 6" Eggplant frame ESM66A-22

FLOSS:

Hand over-dyed six-strand

The Gentle Art 014.855.8346

Weeks Dye Works 919.772.9166

BUTTONS:

Just Another Button Company 618.667.8531

#8903 - chart included