

FIBERWORKS - THE FLYING NEEDLE

March 2015

319-352-5464

Vol. 22 No. 3

Out of local area use 1-800-307-4103.

E-mail: info@myfiberworks.com Web site: www.myfiberworks.com



Love to Shop Hop Trail: It's almost time to hop on the trail - April 8 - 11. Hop hours are from 10:00 - 5:00. With a purchase you will get your passport (available at any of the seven shops or download one off our web site)

stamped. Turn your filled passport in at your last stop and receive a fat quarter bundle of red, cream and blue materials. We will have a free pattern showing how you could use these fabrics to make a set of placemats.

Online Needlework Spring Show: Go to

www.needleworkshow.com starting on Thursday, April 16th thru Tuesday, April 21st. to see product from many cross stitch/needlepoint vendors. While you can't buy things directly from these vendors, you can give me a list of what you want and I will order them for you if I don't already have them in stock. I need to have your lists by 5:00 on Monday, the 20th so I can get orders compiled and sent in. Last fall there were about 50 participants. Some designers have door prizes for the general viewers so be sure to watch for those.



May Special: From May 19 - 23, buy one ball of yarn and get another ball of equal or less value for 1/2 off.


Remember Mother's Day and Graduates: It is time to stitch up the graduation samplers for those special people and moms or if she stitches, get her a gift certificate from Fiberworks. They come in any amount and are just the right fit and color for anyone.

Row By Row Experience: A heads up that we will be participating in Row By Row. This is like a nationwide quilters hop where each shop you visit, that is signed up, will give you a free row pattern. Combine your eight favorite rows together to for a completed quilt. The first person who takes the finished quilt into a shop will win a 24 fat quarter bundle. The theme this year is water. We will also have the license plate fabric pieces - ours is Born 2 Qlt. This will begin June 21 and run thru Sept 8 so if you travel on vacation look up shops on your way.



All That Jazz Block of the Month: We have just a few of these kits left so sign up now for the Grizzly Gulch design using lovely poppy print fabric. Finished size is 87" x 107" which covers a queen size bed. The cost will be \$30.00 a month for 6 months and includes the pattern and all the fabric for the front. We have a half sized model in the shop for you to see the project. Stop in! We are glad to mail these to you if you live away and can't stop in each month to pick blocks up.

Newsletter Delivery: If you would prefer an email when it is posted on our web site rather than receiving a mailed copy - save paper and postage, let me know. You will receive a blind copy sent to me, Karol Simmer, so no one else sees your address, with the link to the web page. Please be sure to allow/approve emails from karol@myfiberworks.com so they don't get rejected or end up in your spam folder.



TECHNIQUE TIP: What's a "Fat"?



If you are new to quilting, you may wonder what a "fat" measurement is. When we get in a new bolt of fabric, we cut a yard's worth of fat quarters before it goes out on the rack = 4. A normal quarter yard is a piece 9" wide by the width of the fabric, most of the time, 44/45" long. A fat quarter is 18" by 22". We cut a half yard of fabric - 18" and then cut it in half width-wise making it approximately 22". In the same vein, a fat eighth is 9" x 22" instead of a normal eighth that is 4 1/2" x 44. Why? This gives you the same amount of fabric but in a different shape. If you need a small piece of fabric that is bigger than 9" a fat quarter might work better since you have twice as much width. Most shops are willing to cut you a fat quarter if they don't have one in a particular fabric. Some retail patterns are called "fat quarter friendly" in that they are made using several fat quarters of material. It is a nice size to experiment with if you are not sure if you like a particular fabric for a specific place in a project. Fat quarters are also great to collect to add variety to your fabric pallet (stash).

We sometimes buy cross stitch fabric in a fat half, especially of the more expensive hand-dyed varieties. Then instead of a piece 18" x 55", we have a piece 36" x 27.5" that is more square. Normally we have less waste cutting to size for projects when we start with this size rather than a normal half yard but have less upfront cost than if we order a whole yard. So now you know that a fat quarter does not need to go on a diet but is just cut in a different manner than a regular quarter.

Prairie Rose Chapter - Embroiderers Guild of America will have another stitch in on Saturday, April 18th. An open house for those who are interested in learning more about our organization and viewing pieces stitched by our members are welcome to visit from 1:00-3:00. We meet at the Zion Lutheran Church Center for Faith and Life located at 1712 West 4th St, Waterloo, IA. If you are looking for a group of amiable ladies to spend some time stitching with - check us out.

WHAT'S NEW! -

Kits: Mill Hill - Laurel Burch - Six colorful cats; Heart in Hand - 2015 Collector's Heart; Amy Bruecken Designs - Fridge Art Magnets - Love, Flower Power, I Love You, Lucky (If you'd like to get these automatically as they come out, let me know - approx four every other month); Sweetheart Tree - What A Stitch, Wishes For You #5 Patience, Bumblebee and Pinecones Biscornu Pincushions, Grapes on the Vine; Shepherd's Bush Fold - Cherish Life; Lizzie Kate - ABC's of Faith. **Other Stuff:** Gingher Scissors - Barbara with matching fob; My Big Toe - ISU, UI, UNI and Wartburg College Scissor Fobs. **Fabric:** RJR - Dan Morris's Pride & Glory; Quilting Treasures - Baby Bundles, Tool Box, Cute As a Button.



Regional Quilt Series



QUILTING: Sweet & Simple: Inexpensive patterns Double 9 Patch, Log Jam, Berry Easy Table Topper, Turn Around, Cutting Corners, Asian Beauty, Puss in the Corner, X's and O's, Little Brass Buttons; **Craft Time:** Teacher Gifts; **Art To Heart:** Easy Does It for Friends; **Annie's Quilting:** Learn to Quilt With Panels; **That Patchwork Place:** Spotlight on Neutrals, Sew & Play, Quilts for Baby, Urban Country Quilts, Simple Charm, Big Book of Pathwork 50 Fabulous Quilts; **Love To Quilt:** Super Simple One Patch Quilts; **B. Suess/K.Hewitt:** Japanese Kimekomi,






CROSS STITCH: Shepherd's Bush: Spring & Winter Trifles; **Blackbird Designs:** My Pink Rose, Down In the Valley, In Friendship's Way; Sweetheart Tree: Bumblebee Fob, Whitework Lace, Itty Bitty Patriotic Kitty; **Rosewood Manor:** Dreaming of Tulips, Crowns of the Kingdom; **The Needle's Notion:** Cottontail Cottage; **Stoney Creek:** Nature's Trail; **Tempting Tangles:** Ancestral Tree, Posies Two; **Jeanette Douglas Designs:** English Rose Sampler, Pins & Needles, ABC Pyn Roll & Crown Tulip; **Imagining:** Let's Graduate, Silly Birds Birth Record, Let's Eat Veggies; **Bobbie G Designs:** Home, Welcome; **Lizzie Kate:** 3 Little Words series - Be Kind Always, Forgive Move On, You've Got This, Flora McSample Snippet - Be Silly; **Heart in Hand:** Joyful Journey April, May, June, July; **Kathy Barrick:** Autumn on Lazy Bear Mountain, Bird's Eye View, Little Lamb; **Amaryllis Artworks:** Pining To Stitch; **With Thy Needle & Thread:** Christmas at Winterberry Cabin, Springtime Messenger, Boo & Baa-bbie, Tied with Heartstrings, Heart & Hand Needle Keep; **Angel Stitchin:** Wage Your Tail; **Amy Bruecken Designs:** Three Wise Men; **Plum Street Samplers:** Spring Delivery, Chocolate Harts; **Annalee Waite Designs:** In Bloom; **Chessie & Me:** Tudor Rose Stitch Book, Gentlewoman's Stitch Box, Rose and Crown Sampler; **Elizabeth's Designs:** Shepherd's Moon Cottage; **Glendon Place:** Eggcellent Easter Tree, Woodland Wonder; **Homespun Elegance:** Spring Eggs V, Hurray It's a Snowday, Luck Be With You, A Love So True; **Mirabilia:** Moon Flowers; **The Nebby Needle:** Always Hope; **Poppy Kreations:** Read Me A Story; **Country Cottage Needlework:** By The Chimney; **Ink Circles:** Cover Story, Reflections of London; **Stacy Nash Primitives:** Buttermilk & Blue Sampler, Squirrel Pinkeep & Flower Basket, Midnight in the Strawberry Garden; **Little House Needlework:** Giving Thanks, O Christmas Tree; **Just Nan:** Bluebird Tweet, Feathers & Flowers, Spring in the Meadow; **The Drawn Thread:** Love Letters, Treasured Tools; **Threadwork Primitives:** Beggar's Valentine.

OTHER: **Canvas:** From Nancy's Needle - Floral Hedge, Forest Song, Sedona Star; **Beading:** Design Originals - Bead Weaving on a Loom. **Hardanger:** Carol Pedersen - More Hardanger Tips, Tricks and Fix-Its.

Happy Stitching!

*We wish you a blessed Easter season
and a warmer, early Spring!*

Harol



CLASSES: If you would like to learn some specific technique or work on a specific project, let me know. We will schedule a custom class at your time choice and expertise level.

These are some of the classes we have offered before: counted cross-stitch, beyond cross-stitch which would include adding specialty stitches, stamped cross-stitch/embroidery, canvaswork - needlepoint, hardanger, pulled thread, drawn thread, bargello, petite point on silk gauze, knotted work, smocking, temari balls, knitting, crochet, duplicate stitch, myreshka drawn work, tatting, bridge stitching (darning stitch), beadwork (peyote, herringbone, right angle weave, square stitch, brick stitch), huck embroidery (Swedish weaving), Brazilian embroidery, silk ribbon embroidery, punch needle, locker hook, stumpwork, blackwork, beginning piecing for quilting, paper piecing for quilting, fusible applique, crazy quilts, bargello quilts, felt applique, free lace for scarves/shawls, framing and mounting tips, finishing pillows, finishing standups, finishing in a box shape, tassels, etuis, stitch notebooks. Just let me know your pleasure.

SIT AND STITCH – COME AND JOIN US!

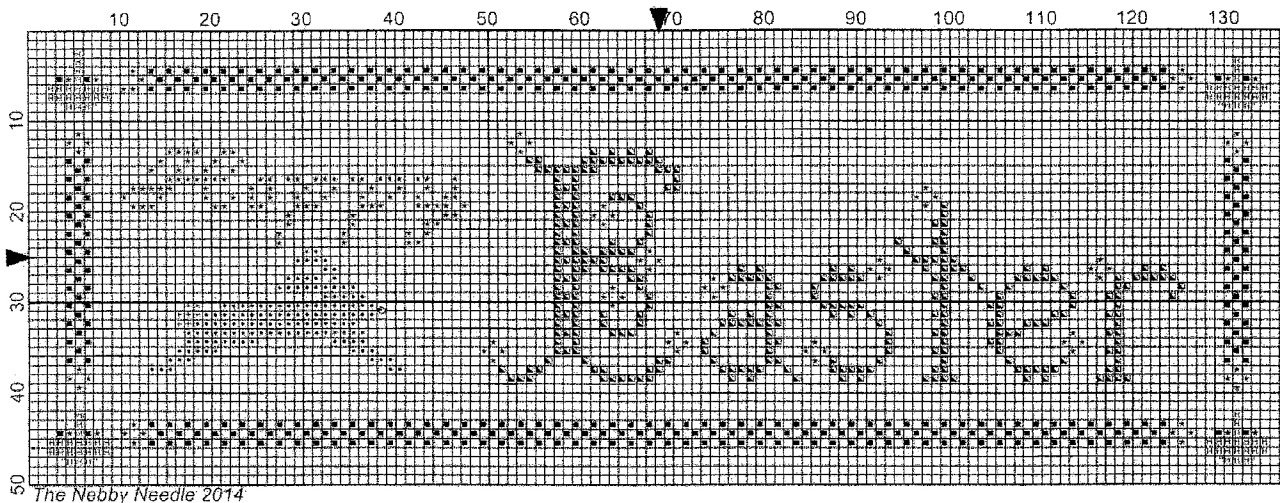
"Sit and Stitch" will "officially" be on April 9th and May 14th from 1-5 and April 23rd and May 28th from 5-8. During this time you can come to the shop and work on whatever project needs the most attention. If you need any assistance or have questions how to do things, I can help you with those as well. We have some friends that want to stitch together more than once a month and often come in on other Thursdays of the month that they are free. All are welcome.

Thank you to Shepherd's Bush and The Nebby Needle for sharing their free designs for the newsletter.

The Nebby Needle

Hoppy Easter

Hoppy Easter by Bonny Woomer



Legend:

- | | | |
|-------------------------|---------------------------|-----------------------------|
| ⊗ DMC-White white | ⊗ GAF-7014 Antique Rose | ⊗ GAF-7076 Portabella |
| ■ GAF-7050 Baby Spinach | ⊗ GAF-7000 Harvest Basket | ⊗ GAF-7062 Old Purple Paint |
| French Knots: | | |
| ⊗ GAF-7014 Antique Rose | | |

Suggested Fabric: Weeks Dye Works 35 ct. Beige Linen
Designs measures: 133 x 45 stitches

Compliments of The Nebby Needle

This chart is intended for promotional purposes only. It may be copied and distributed freely but NOT SOLD in any form or reproduced for profit.

thenebbyneedle@yahoo.com

Visit the blog:
thenebbyneedle.blogspot.com

NEWSLETTER SUBSCRIPTION REMINDER:

Please note the date on your mailing label. Your subscription will expire a year after that date unless you let me know you would like to keep receiving the newsletter. Please keep me advised of any address changes, as well. Thank you!

Fiberworks

108 E Bremer Ave

Waverly, IA 50677

Return Service Requested

Love to Shop Hop Trail

April 8-11

Online Needlework Show


April 16-21

STANDARD

PRESORT

U.S. POSTAGE PAID

PERMIT NO. 37



Friendship Lamb

- 640 brown
 - 644 tan
 - x 522 dark green
 - 524 light green
 - o 452 light purple
 - e 225 light pink
 - s 778 dark pink
 - c 931 dark blue
 - o 932 light blue
 - backstitch words in 451
- © Shepherd's Bush Knitworks
May be reproduced, but
may not be Kittled and
sold.