

FIBERWORKS - THE FLYING NEEDLE

January 2013

319-352-5464

Vol. 20 No. 2

Out of local area use 1-800-307-4103, E-mail info@myfiberworks.com



Open Sunday, February 3rd: We will be open on Super Bowl Sunday from 12-4 to celebrate with football fanatics with a 15% off discount on all regular priced items. Stop in and look for other bargains on sticky notes throughout the store.


Winter weather reminder: If we are having a snow storm please call before you venture out (you shouldn't be out if there is bad weather anyway) It has happened that I can't get into town because of the weather even with a 4 wheel drive pickup.

Part-time help wanted: I am looking for some very part time help at the shop. It would be morning hours on Tues, Wed and Fri. If you are interested in one or more days, stop in and talk to me. It could possibly work into more hours in the future.



Inventory Reduction: I have added more books to the 1/2 off box while doing my inventory. If you want to help count fabric folds let me know, we are still in progress.

A Year to Crow About: It is time to sign up for the block of the month from Pine Tree Country Quilts. A delightful crow is seasonal on each of the blocks. \$22.00 per month for the year gets you all the fabric for the front and monthly patterns. We can mail if you can't pick up. Sign up now!



ALL IOWA SHOP HOP 2013: We will be participating in the All Iowa Shop Hop 2013 June 1-20. There are 83 shops signed up for this year. There will be prizes and a special fabric just for this event. We will be open on those three Mondays and open at 9:00 on the other days for this hop only.

TECHNIQUE TIP: Silk




Legend has it that the Empress His Ling Shi of China discovered silk when she was sitting in her garden drinking



tea back in the 27 century B.C. A cocoon fell off of the mulberry tree into her cup and the hot water made it start to unwind in a long fine thread. Her husband, the Yellow Emperor gave her a grove of mulberry trees so she could cultivate the silk worm. She is also credited for creation of the silk reel which joins the fine filaments into a thread strong enough to weave and the silk loom. And so sericulture began. The Bombyx Mori moth is the most common silk worm that is used for commercial silk. The adult life is very short. A female moth will lay 300-400 eggs 2 days after it emerges from its cocoon and then die. These eggs hatch in about 10 days and the larva eat continually for up to six weeks. They will grow from 1/4" up to 3" long over this time consuming mulberry leaves. The caterpillar stops eating and turns color. Then it spins its cocoon in 3 days. An adult moth emerges after 21 days but thread makers don't want the adult to come out as this will make a hole in the end disturbing the continuous strand. So the cocoons are treated with hot air, steam or boiling water to loosen the serin so the strand will unwind. Each cocoon can make a filament as long as a kilometer. It takes 2500 cocoons to make a pound of raw silk. 4-6 cocoons are reeled together to make one thread. China kept the silk making process a secret for 3000 years. If anyone was caught trying to smuggle cocoons or silk worms out of the country they were executed. The trade route called the Silk Road opened when China began to export their silk products eventually all the way to the Mediterranean. Silk was highly prized, regulated and used only by the imperial family for many years. During the Han Dynasty it was used to pay government officials and the length of silk cloth became a monetary standard. Silk cultivation spread to Japan around 300AD and by 522 the Byzantines as well. Arabs and Crusaders brought silk production to Western Europe especially Italy and France. The Industrial Revolution changed much of Europe's silk industry due to innovations in spinning cotton, which was much less costly to make. China is now once again the world's largest producer of silk. Because of its natural protein structure, silk is the most hypoallergenic of all fabrics. Its temperature – regulating properties give silk the ability to warm and cool simultaneously. It is warm in the cool weather and comfortably cool in hotter temps. Silk can absorb up to 30% of its weight in moisture without feeling damp. Its smooth surface resists soil and odors and is wrinkle and tear resistant. Silk takes colors well and mixes well with other animal and vegetable fibers. It is easy to work with in textile work and is luxuriously soft and has lustrous beauty. Watch for more next time on specific silk threads.

WHAT'S NEW! –


Kits: Mill Hill – Spring Bouquet – Sheep and Bunny Eggs, Elsie (cow), Cool Cat, Patriotic Star, Strawberry pin/ornaments, Love, Love Notes, Love Halloween, Love Gardening, Love Stitching, Love Coffee; Bead and Button Kitty Paws, Puppy Paws, Farmer's Market, luck of the Irish, Love 2 Shop, Fruit Basket Quilt, Home Run, Millinery Shop; Lizzie Kate – Inspiration Boxer As For Me and My House, Little Easter, Christmas and Love; Bent Creek – Part 3 of the Ark Mantle; Jane Greenhoff: Harebell, Pansy, Heartsease Sampler; **Quilt kits:** A Year to Crow About Block #1. **Fabric:** Riley Blake – Serenity sort of an oriental look, RJR – Dan Morris' True Colors and Military Salutes US Air Force, Marines and Navy; South Sea Imports – A-B-Seas.



QUILTING: McNeill Design Originals: Hooked on Hankies; **Thimbleberries**: Big Block Christmas Quilts, Autumn Flare; **Whimsicals**: Trick of the Cards, Simply Imagine, Wise Words; **House of White Birches**: Bed Runners & More; **Phillips Fiber Art**: Dresden Runner and Lap Quilt; **Counted Quilts**: Whale; **Vandertang**: 12 Months of 12" x 12" Quilts; **Brenda Barb**: Mighty T-Rex




CROSS STITCH: My Big Toe: Be Strong, Remember Not, I Barely Survived, Books of the Bible; Just Nan: Peacock Alphabet, Winter Typography, Baby Celebration; **Homespun Elegance**: Spirit of Christmas, Snowman Parade, Joy To All; **Mirabilia**: Roses of Provence; **Blackbird Designs**: Violet's Blue, The Gift is Small; **Scarlett House**: Queen of Quite a Lot; **Erica Michaels**: Jingle Squared, These Three Remain; **Rosewood Manor**: Nostalgia IX, X & XI, Art Nouveau Rose; **Little House Needleworks**: Seasons of Love ornament, Saltbox Village; **Shakespeare's Peddler**: Christmas is Coming; **Abby Rose Designs**: Love One Another, Noble Right and Pure; **ScissorTail Designs**: Poinsettias on the Square; **Country Cottage**: Winter Snow, Birdhouse Alphabet, Silent Night, Cottage of the Month December; **Praiseworthy Stitches**: Christmas Sleigh Ride, Glad Tidings; **Tempting Tangles**: Patient Stitcher; **Drawn Thread**: Give Thanks, Christmas Quartet, Little Noel, Trimming the Tree; **Hinzeit**: Stacked Snowmen, Turkey, Halloween and Christmas Tree, Turkey Time, Tee Time, Baa Baa; **Imagining**: Holiday Ornaments, Redwork Noel, Let's Do Tea and Chocolate, ; **Lizzie Kate**: Promise Me, 1st 3 Jingle Flip-Its Ho Ho Ho Holidays, Deck the Halls, Noel; **Heart in Hand**: Owen, Boom Boom, Holiday Hound; **Cherry Lane**: Silent Night; **Lila's Studio**: Verses for Stitchers; **Elizabeth's Designs**: Antique Evergreen Sampler; **La-D-Da**: The Seven Virtues, Big Red House; **Shepherd's Bush**: Home For the Holidays; **X's & Oh's/Dragon Dreams**: Dragon Boo, Noel & Love; **Val's Stuff**: Hope Joy Love; **Sue Hillis**: Dreaming of Chocolate, Hugs and Kisses; **Plum Street Samplers**: Halloweenies, Stranded Jacks; **Vickery Collection**: Decorative Keys; **Cody Country Crossstitch**: Living in the Land of the Free.




Large Monthly Quilt Series

Holiday Tree IV



From Nancy's Needle




OTHER: **Canvas:** From Nancy's Needle – Holiday Tree IV; Needle Delights Originals – Double Delights–Plumerry; **Swedish Weaving:** Fast & Fun – Angel Wings, Sampler 2 & 3. **Embroidery:** Kathy Schmitz – Blessings, Summer Reigns, Peace & Plenty, Redbird Sampler.



NOSTALGIA X

Happy Stitching!

Karol



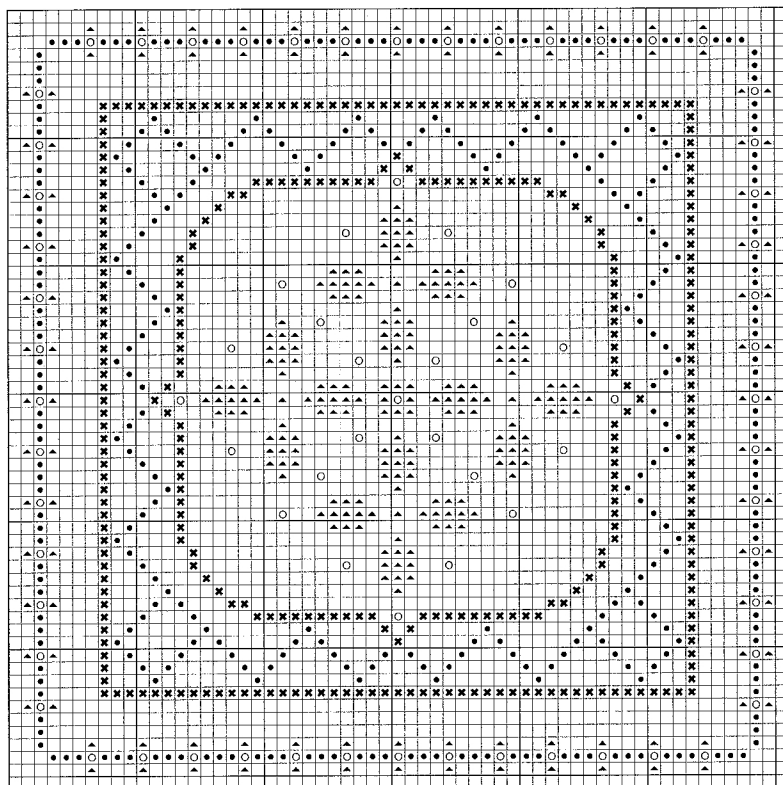
Thanks to Erica Michaels/Rainbow Gallery and Mosey and Me for their free patterns in this newsletter

CLASSES: If you would like to learn some specific technique or work on a specific project, let me know. We will schedule a custom class at your time choice and expertise level.

These are some of the classes we have offered before: counted cross-stitch, beyond cross-stitch which would include adding specialty stitches, stamped cross-stitch/embroidery, canvaswork - needlepoint, hardanger, pulled thread, drawn thread, bargello, petite point on silk gauze, knotted work, smocking, temari balls, knitting, crochet, duplicate stitch, myreshka drawn work, tatting, bridge stitching (darning stitch), beadwork (peyote, herringbone, right angle weave, square stitch, brick stitch), huck embroidery (Swedish weaving), Brazilian embroidery, silk ribbon embroidery, punch needle, locker hook, stumpwork, blackwork, beginning piecing for quilting, paper piecing for quilting, fusible applique, crazy quilts, bargello quilts, felt applique, free lace for scarves/shawls, framing and mounting tips, finishing pillows, finishing standups, finishing in a box shape, tassels, etuis, stitch notebooks. Just let me know your pleasure.

SIT AND STITCH – COME AND JOIN US!

“Sit and Stitch” will be “officially” on the fourth Thursday of the month in February and the third Thursday of March (because of Holy Week) from 5 to 8 or however late you want to stay. During this time you can come to the shop and work on whatever project needs the most attention. We can also do the custom classes at this time. Actually we have some friends that want to stitch together – a girl’s night out - more than once a month and often come in on other Thursdays, too. All are welcome.



Hedgerow Pin Cushion
Belfast Cream 32 ct. Linen
Worked area 4" x 4"
59 x 59 stitches - 1 stitch = 2 threads

Weeks Dye Works

▲ 1129 Peach Fuzz

● 1183 Artichoke

✱ 2202 Bullfrog

○ Mill Hill #03016

© Mosey `n Me 2009

www.moseynme.com

www.moseynmeartworks.com

Please note the date on your mailing label. Your subscription will expire a year after that date unless you let me know you would like to keep receiving the newsletter. Please keep me advised of any address changes, as well. Thank you!



Waverly, IA 50677

Sunday, Feb 3rd 12-4



PERMIT NO. 37

Return Service Requested



Stitchers Surprise Series
February "Bee Mine" by Erica Michaels
exclusively for *Rainbow Gallery*

Material List (Design Size: 55 wide x 47 high; 5½" x 4¾")
12" x 11"—10 ct. Betsy Ross Linen (natural) from Wiche-


1 card each: Splendor® S825-Dk. Antique Mauve; Frosty Rays® Y311-Ash Rose Gloss; Nordic Gold® ND2-Gold;

Grandeur® G801-Black

1—Brass Bee Charm from By Jupiter

2—Brass Heart Charms

1. Cross Stitch design using 4 ply Splendor (S825). Half Cross (slant to left) using Frosty Rays (Y311). See color legend.
2. Bee trail is running stitch in 1 ply Grandeur (G801). Stars are 1 ply Nordic Gold (ND2). See Diagram #1.
3. Use 1 ply ND2 to attach bee charm and heart charms. See Master Chart for placement. Perhaps you have another charm you prefer to use that suits your personal Valentine.



S825

X	Y311
---	------

Heart Charms

ND2

G801

 Bee Charm

DIAGRAM #1

Note: Splendor is made with three bundles of four plies each. To separate into individual plies for stitching, pull out one bundle at a time and ply it.

Come back for next month's design.

LINDA STOLZ FOSSE

ERICA MICHAELS

©2000 RAINBOW GALLERY
Permission to photocopy for free distribution.