

FIBERWORKS - THE FLYING NEEDLE

January 2016

319-352-5464

Vol. 23 No. 2


Out of local area use 1-800-307-4103.

E-mail: info@myfiberworks.com Web site: www.myfiberworks.com



Super Football Sunday: Join us on Sunday, February 7th from 12-4:00 before the big game kick off to tackle the deals at 25% off regular price items. Don't pass this event up!

Block Stock Hop: This is a new hop that will start February 1st lasting through April 30th. Each participating shop will offer a free quilt block pattern with a purchase. Setting patterns may be found on the Block Stock web site – blockstock.net. Blocks are supposed to introduce you to the store. Our design started with the Iowa Star block but we squashed it down so it isn't so pointy. We used fabric with sewing notions on it – scissors, threads, thimbles, measuring tapes, etc. In the middle of the block is a purple wave since we have a purple store front and are in the city of Wave-riy, Iowa and the Cedar River makes waves over the dam close by. We will have fabric kits available if you'd like to use our choice of fabrics to make the block, although, as always, you can also use fabrics of your own choosing. The blue in the wave signifies the other needlework techniques we also have supplies for, such as cross stitch and embroidery. You will also be entered into a drawing at each store you shop at for their prize package worth \$75.00. Your shopping can be either in the store, mail order or on our web shopping cart. Follow the hop on their facebook page - just search for blockstock.





Jan 19-23 is Fat Quarter BOGO ½ off: Buy one fat quarter of quilting fabric and get one of equal or less value ½ off. Even better bring in something for the **Pantie Raid** and get one free for every package of undies or socks that will be given to the Cedar Valley Friends of the Family – a domestic abuse shelter here in Waverly. Let's pay it forward for these ladies that need our help. Since I am a little late in getting this newsletter out, we will extend the Pantie Raid through the end of the month.



February 16–20 Yarn BOGO ½ off: Works the same as the fat quarters – buy one skein or ball of yarn at regular price and get another one of equal or less value ½ off.



March 15–19 Beading Supplies Sale: These will be 20 % off. Beading patterns, thread, findings, beads and bead kits are all included. Try some of the new shaped beads.



TECHNIQUE TIP: Pearl Cotton

I am sure most of you know what embroidery floss is like – six strands that can be separated and put back together to adjust the thickness of the thread you want to use. You usually use two or three strands to do cross stitch depending on the count of ground fabric you are using. If you are using a larger count fabric, say 7 or 10 count, (these are really easy to see) you might want to think about using a pearl cotton instead of the floss. While you can use floss, you will have to make sure you keep the tension consistent on all of the strands. Pearl cotton comes in different weights and is not strandable, but used as it comes off the skein or ball. The largest one is a size #3 which I like to use instead of yarn to tie quilts. I use a double thread for this. It isn't as fuzzy as yarn and is shinier in texture. The next size smaller is #5 which is just the right size for stitching over two threads on 18 count linen and for doing needlepoint on 18 count canvas. Both the #3 and #5 come in skeins. If you would like a smaller size there is an #8 and #12 that come on a ball. These are good sizes for doing Hardanger embroidery on smaller count fabrics. If you use 22 ct Hardanger fabric the size #5 should be used for blocks and #8 for filling stitches. Pearl cottons also work good for going around wool applique pieces with a blanket stitch. It is easy to adjust the size of the thread depending on how heavy a look you want.



DMC is the most common brand of pearl cotton and make pearls in many of the same colors as their floss. They do also make a size #5 in their Variation floss colors. Be sure to check availability if you are trying to substitute using the smaller weights, especially size #12, for floss. Valdani, made in Romania, makes pearl in sizes 5, 8 and 12 that come in both solid or hand-dyed, variegated colors. If you want a primitive or antique look, a hand dyed color works good. Weeks Dye Works, Threadworx and Classic Colorworks offer some of their floss colors in some of the pearl weights. Presencia makes Finca Pearls in sizes 3, 5, 8, 12, and a finer weight #16.

Pearl Cotton can be used for embroidery on stamped pieces, knitting and crochet when you want a fine yarn, punch needle, heavier tatting, crazy quilt embellishment, kumihimo cording and tassel making. I like to use #5 pearl for twisted cords for finishing stockings and ornaments as I can control the weight by adjusting the number of strands twisted together. These are all 100% cotton threads. Try it, you'll like it.

WHAT'S NEW! -

Kits: Mill Hill - Amylee Weeks Designs - Amazing Grace, A Friend Loves, Consider the Lilies, Believe; Button and Beaded Spring - Cut Flowers, Sand Dollar, Starfish, Garden, Strawberries, Joe's Garage, Spring Bouquet Pins - Sea Turtle, Dragonfly Egg, Ladybug Egg, Fancy Fish, Fireflies; Lizzie Kate - A Little Wedding, Very Merry Santa; Just Another Button Co. - Seasonal Sliders On Ice and Bloom & Grow; Cubed herringbone beaded bracelets and Beaded ornament ball cover - these are left over from a class I taught for a regional E.G.A. seminar last fall - blue or crystal colors for bracelets and gold for the ornament; **Other Stuff:** Berlini - Ladder yarn in 8 new colors.

Fabric: Blank - Garden Critters includes a soft book; Quilting Treasures - Just Trippin', Xanadu, For the Love of Country, Owl in the Family; Studio E - American Anthem; Henry Glass - ACB-123, Rest Your Head.



Beading: Stitching With Two Hole Shaped Beads - Virginia Jensen, 29 Beautiful Designs with Super Duos and Twins - Carolyn Cave, Bead Metamorphosis - Lisa Kan.


CROSS STITCH: **Crossed Eyed Cricket Collection:** November, December; **Amy Bruecken Designs:** Cup of Happy; **The Bee Company:** Christmas Stockings, Advent Calendar, Snowman (these come with wooden buttons - cute); **Mirabilia:** Gypsy Queen; **Stoney Creek:** Santa's Train Stocking, Rejoice Tree, Penguin Joy Stocking; **Dames of the Needle:** Quaker Flowers Hornbook, Flag and Towers Tall Drum; **Imagining:** Let's Hope, Let's Love Our Family; **John Clayton:** Nativity; **Lizzie Kate:** Bras & Panties, Be Bold & Brave; **Blackberry Lane:** Let it Snow; **Blackbird Designs:** Honey Bee, Sweet Home; **Annie's Cross Stitch:** Cross Stitch Mini Christmas Ornament Stockings; **Designs by Lisa:** Christmas on the Farm; **Abby Rose Designs:** Share the Joy of Christmas, My Pretties; **Homespun Elegance:** Cinnamon Stick Santa XXV; **The Scarlett House:** Pumpkin Pumpkin; **Plum Street Samplers:** Merry Brew, Jack's Sweet Shop Merry Ewe, Goodness & Plenty, Autumn Gifts; **Foxwood Crossing:** Oh Holy Night, Elf Folk, Snow Folk (more sled designs) Freezing Season, Stitch A Lot; **Amaryllis Artworks:** The Alphabet Ball; **Trilogy:** Giggly Wiggles Reindeer; **Sue Hill Designs:** It's Christmas, Stitches for the Needleworker Vol 3 & 4; **Scissor Tail Designs:** I Love Christmas; **Just Nan:** Pansy Ice Cube with Sparkle Flake pin (will be in the end of the month); **The Drawn Thread:** The Joys of Christmas, Up on the Roof Top; **With Thy Needle & Thread:** Jolly Happy Soul, Ho Ho Ho, One Starry Christmas Eve, Merry Mouse, Merry Noel; **Hands On Designs:** Block Party Wool; **Country Cottage:** Gingerbread Village 2 - Gingerbread Girl & Peppermint Tree, #3 & 4 Gingerbread Houses #1 & #2, Merry Christmas My Deer; **Little House Needlework:** Christmas Angel, Born in a Manger, Snowy Winter.

OTHER: **Canvas:** From Nancy's Needle - Winter Medley; Threedles - Cathedral; Laura Perin Designs - Holiday Gifts, Christmas Panel.





There will be lots of new designs after the Nashville market the first part of March.

The On-line Needlework Show will be four times this year instead of two - the 1st thru 3rd of February, April, August and October (opening and closing at midnight each time). The length of time it is open has shortened as you can see. If you want me to order anything for you after looking at the site please let me know as soon as you can so I can get it ordered, if I don't already have it in stock, before the show closes.

We have a stamped quilt block of four tulips with a small wooden hoop attached that was left here. It is already started. Please come and get it and take it home if it belongs to you. I hear it crying for its mommy.



Happy Stitching!
Karel



SIT AND STITCH – COME AND JOIN US!

"Sit and Stitch" will "officially" be on January 28th, February 25th, March 31st from 5-8. During this time you can come to the shop and work on whatever project needs the most attention. If you need any assistance or have questions how to do things, I can help you with those as well. We have some friends that want to stitch together more than once a month and often come in on other Thursdays of the month that they are free. All are welcome.


Thank you to Sunflower Seed and Rainbow Gallery for sharing their complimentary designs.

CLASSES: If you would like to learn some specific technique or work on a specific project, let me know. We will schedule a custom class at your time choice and expertise level.

These are some of the classes we have offered before: counted cross-stitch, beyond cross-stitch which would include adding specialty stitches, stamped cross-stitch/embroidery, canvaswork - needlepoint, hardanger, pulled thread, drawn thread, bargello, petite point on silk gauze, knotted work, smocking, temari balls, knitting, crochet, duplicate stitch, myreshka drawn work, tatting, bridge stitching (darning stitch), beadwork (peyote, herringbone, right angle weave, square stitch, brick stitch), huck embroidery (Swedish weaving), Brazilian embroidery, silk ribbon embroidery, punch needle, locker hook, stumpwork, blackwork, beginning piecing for quilting, paper piecing for quilting, fusible applique, crazy quilts, bargello quilts, felt applique, free lace for scarves/shawls, framing and mounting tips, finishing pillows, finishing standups, finishing in a box shape, tassels, etuis, stitch notebooks. Just let me know your pleasure.

Newsletter Delivery: If you would prefer an email when it is posted on our web site rather than receiving a mailed copy – save paper and postage, let me know. You will receive a blind copy sent to me, Karol Simmer, so no one else sees your address, with the link to the web page. Please be sure to allow/approve emails from karol@myfiberworks.com so they don't get rejected or end up in your spam folder. We do not share or sell our customer's email addresses with or to anyone.


HEARIS GALORE®
A Marla Pelz design especially for
Rainbow Gallery

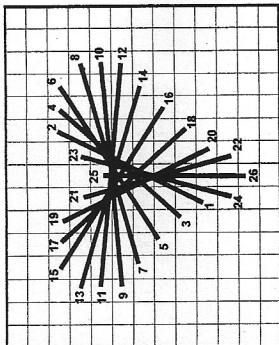


Finished Size 4" X 4"

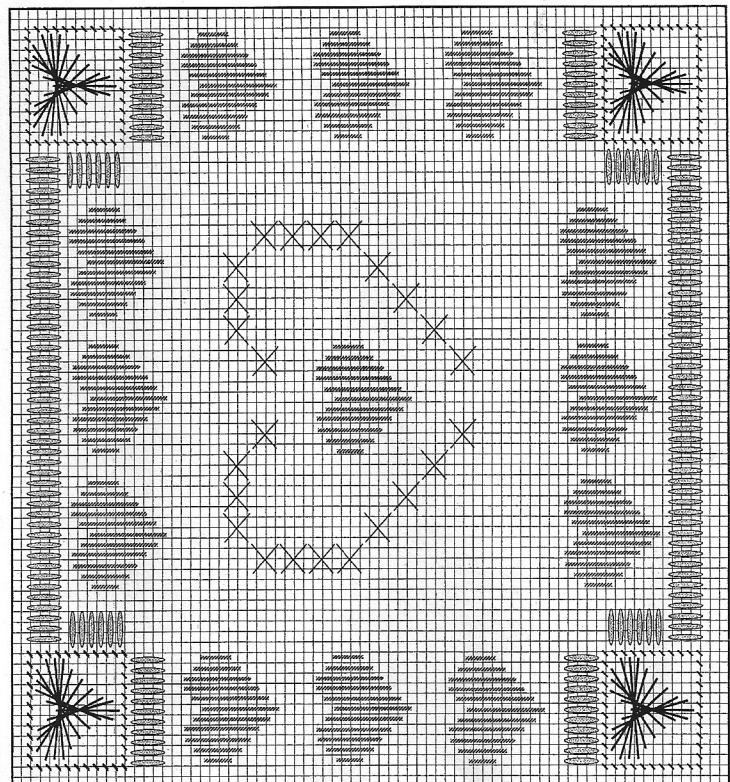
Materials

8" X 8" White 18 count Mono Canvas, 8" X 8" stretcher bars, 1 card each of the following threads:

	Color A	Color B
Sparklei Braid (4 ply)	SK22 – Dark Purple	SK17 – Dark Red
Treasure Braid "Petite" (4 ply)	PB56 – Pale Avocado	PB40 – Egyptian Gold
Treasure Braid "Petite" (3 ply)	PB64 – Rose	PB42 – Autumn Orange
Treasure Braid "Petite" (3 ply)	PB08 – Royal Blue	PB44 – Autumn Red



Rhodes Heart



NEWSLETTER SUBSCRIPTION REMINDER:

Please note the date on your mailing label. Your subscription will expire a year after that date unless you let me know you would like to keep receiving the newsletter. Please keep me advised of any address changes, as well. Thank you!




Fiberworks
108 E Bremer Ave
Waverly, IA 50677

Super Football Sunday Sale
February 7th from 12-4



**STANDARD
PRESORT
U.S. POSTAGE PAID
PERMIT NO. 37**

Return Service Requested



"Luck o' The Irish" by The Sunflower Seed

Stitch Count: 50 H x 50 W
Design Size: 3.57" H x 3.57" W
Fabric: 28 Ct. "Heritag
From: Picture This Plus

Model was stitched using 2 strands
Weeks Dye Works thread over 2 linen
threads.

Symbol	Weeks	DMC
■	Blue Spruce	367
+	Kudzu	3052

copyright(c) 2006 The Sunflower Seed
4004 S.W. Huntoon ~ Topeka, KS 66604
785-228-0588

www.thesunflowerseed.com
e-mail: sunflowerseed3@juho.com or
e-mail: anita@thesunflowerseed.com

*This design may be reproduced as a "Freebie"
handout only. It may not be sold or kitted.