

FIBERWORKS - THE FLYING NEEDLE

January 2015

319-352-5464

Vol. 22 No. 2

Out of local area use 1-800-307-4103.

E-mail: info@myfiberworks.com Web site: www.myfiberworks.com



Super Football Sunday Sale: February 1st from 12-4 join us in our traditional sale on this day. We will have 25% off all regular priced items plus an extra 10% off the sale fabrics which means half off! There are lots of patterns that are \$1.00 each on the closeout table, too. Don't PASS this up. Be sure to TACKLE the savings. You'll SCORE big if you RUSH to this event.

Calendars Free: We have just a few 2015 calendars left with our upcoming events noted so you will know ahead of time when the sales are going to be. Stop in and get yours before they are all gone.




Sit and stitch: We have added a stitching time in the afternoon for those that wanted an earlier time in the day on the second Thursday of the month from 1-5 which joins the fourth Thursday evening tie of 5-8. Come and join us.


January special: Jan 20-23 buy one pattern at regular price and get another pattern half off. All techniques included.




March Special: March 17-20 buy one fat quarter and get another one 1/2 off.



All That Jazz Block of the Month: The blocks are all kitted and ready to go - sign up now. Grizzly Gulch is the designer on this lovely poppy print fabric. Finished size is 87" x 107" which covers a queen size bed. The cost will be \$30.00 a month for 6 months and includes the pattern and all the fabric for the front. Sign up now! We have a half sized model in the shop for you to see the project. Stop in!



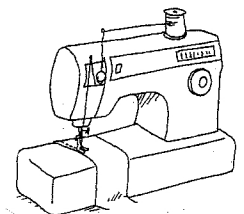
Newsletter Delivery: If you would prefer an email when it is posted on our web site rather than receiving a mailed copy - save paper and postage, let me know. You will receive a blind copy sent to me, Karol Simmer, so no one else sees your address, with the link to the web page. Please be sure to allow/approve emails from karol@myfiberworks.com so they don't get rejected or end up in your spam folder.



TECHNIQUE TIP: Sewing Machine Care




How often do you clean out your bobbin lint? Here is a suggestion as to process from one of my suppliers. First unplug your machine and remove the needle and presser foot. (Check your owner's manual if you don't know how to do any of these steps.) Next open the bobbin area and remove the bobbin. Brush any lint or thread bits out of this area. Then remove the needle plate and left out the bobbin case. Many machines come with a lint brush but I also use a small pair of tweezers to help get in the tight spots in the back areas. Brush out all lint accumulated here - probably a big wad, and do between and around the feed dogs, too. Some machines you can use a can of compressed air to whoosh out lint but confer with your manual as to advisability of using this. IF NECESSARY oil your machine now. Only do this if your manual tells you to as all machines do not need to be oiled. When everything is cleaned out replace all the pieces. Plug your machine back in, turn it on and test your reassembly. It should run smoothly and quietly. Insert a new needle and you are ready to begin again. Remember this is not a substitute for having your machine professionally cleaned and checked over about every two years. The brand of thread that you use will affect the amount of lint that you store up. The less expensive threads that are made from a short staple will cause more lint. Remember to replace your needle when it gets dull. You can hear a difference as it goes through the material - almost a clunking sound when the sharpness is gone. It also may start to snag when it is not going through the fabric cleanly. Take good care of your sewing machine and it should serve you well for many years.

Prairie Rose Chapter - Embroiderers Guild of America will have a stitch in on Saturday, February 7th. An open house for those who are interested in learning more about our organization and viewing pieces stitched by our members are welcome to visit from 1:00-3:00. We meet at the Zion Lutheran Church Center for Faith and Life located at 1712 West 4th St, Waterloo, IA. If you are looking for a group of amiable ladies to spend some time stitching with - check us out.




WHAT'S NEW! -

Kits: Mill Hill - Spring Bouquet Collection - Garden Boots, Ladybug Hug, Yellow Swallowtail, Floral Watering Can, Daffodil and Tulip Eggs; Owlets charmed ornaments - 6 fun owls; Buttoned and Beads Spring - Egg Hunt, Winged Monarch, Mom; Lizzie Kate - No Act of Kindness Inspiration Boxer, Jingle All the Way, Spooky Eyes, Unseen Mystery Sampler - all three parts are now here; Amy Bruecken Designs - Fridge Art Magnets - You Are My Happy, Four Round Men, Make a Wish, Hearts Squared (If you'd like to get these automatically as they come out, let me know - approx four every other month); **Other Stuff:** Storage Studio - various hot pink totes/bags; My Big Toe - Angel Scissor Fobs. **Fabric:** Springs - Two more Disney Frozen character prints plus a flannel one; Elizabeth's Studio - Animal Friends soft book; Quilting Treasures - Running Wild (horses), A Joyful Easter; Riverwoods - Paris Panache by Pearl Krush; RJR - Dan Morris's Right on Track (trains); Penny Rose - Civil War Times; A. E. Nathan - Flannel Camo & footprints; Riley Blake - Big Polka Dots in black with gold, red with black, gold with red and purple with gold sounds like some Iowa universities colors. Check free pattern suggestions downloadable from the companies' web sites.



The only-kind of Freda's Fancies

Summer Jewels



QUILTING: Grizzly Gulch: Radiance, Center Attraction; Farmhouse Threads: Scrappy Snowman, Scrappy Pumpkin, Christmas Cookies, Crow in the Pumpkin Patch; Whistlepig Creek: Card Table Playhouse, The Big Easy, Table Charm Two, Space Trip (uses Welcome to My World fabric), Sweet Dreams Pillowcase; Quilt in a Day: Pumpkin Grins; Kenzie Mae & Co: Fat Quarter Floor Tuffet.


CROSS STITCH: Shepherd's Bush: Lulu's Stocking, Christmas Trifles; Blackbird Designs: Leona's Sewing Box, Yellow Submarine, Octopus' Garden; Erica Michaels: Joy, Every Moment, Winter Messenger; Rosewood Manor: Pomegranate Christmas; T. A. Smith: Pretty Little Squares 2 & 3; Stoney Creek: Share the Warm, Sparkley and White, Christmas Banners 1 & 2; Alessandra Adelaide: Christmas Tree 2014 L.E.; Heartstring Samplers: How Can I Keep from Singing; Imagining: Let's Quilt, Winter Birdhouse, Vintage Sewing Cat, Kittens & Mittens, Let's Deck the Halls, Let's Be Jolly, Peace Snowflakes; Bobbie G Designs: Sewing Purse; Lizzie Kate: Life is Not Measured; Heart in Hand: Joyful Journey Dec, Jan, Feb, Mar; Abby Rose Designs: Merry Christmas to Thee; Reflète De Soie: Sampler Brocante, Ala Francaise, Roses Blanches; With Thy Needle & Thread: Love & Be Loved, Peter & Peep, Bunny & Co, Merry Yuletide; Country Stitches: Harriet Elizabeth Coe 1844; Amy Bruecken Designs: Eat More Candy, Christmas Magic; Plum Street Samplers: Halloween Delivery, Harvest Delivery, Birthday Tart, Autumn Tart; The Trilogy: Happy Nativity Nativity Day, Holiday Reminder Dream, Holiday Reminder Believe, Giggly-Wiggles Snowmen & Penguins; Cross-eyed Cricket: Jingle; Lila's Studio: A Happy Halloween; Victoria Sampler: Mystic Christmas Sampler; Homespun Elegance: Merry Meowies, Turkey Tyme; Annie's: Cross Stitch Christmas Creations; Terri Bay Needlework Designs: The Black Cat Lotus Box; ScissorTail Designs: Fleur de Lys for Thee; Country Cottage Needlework: Snow Love, Christmas Cheer, Christmas Cookies; Ink Circles: On the Spot; Hinzeit: Hope Angel; Little House Needlework: Season's Greetings; Just Nan: Gingerbread Angel Mouse, Peace on Earth, Gingerbread Garden Cube; iStitch Designs: Sew Stitcher; ByGone Stitches: Quaker Peace, Quaker Christmas II; My Big Toe: Do Not Weep, Christmas Pinkies IV, Building Blocks Power, Hens & Chicks.

OTHER: Canvas: Freda's Fancies - Teal-licious; Laura J Perin - Spring Bouquet Sampler; Needle Delight Originals: Ripple Rotation 2. **Stamped Embroidery:** Aunt Martha's - Kitchen Designs, Dinosaurs, European Delights, Fanciful Flowers, Clever Kitties, Great Outdoors, Playful Puppies. **Beading:** Amaryllis Artworks - Serena's Scissor Tip Protectors. **Hardanger:** Satin Stitches - Summer Jewels, Homestead Blooms.


Watch for more new things coming out at the Nashville market in February!

Happy Stitching!



Karol



Stitch Designs



Sew Adorable



CLASSES: If you would like to learn some specific technique or work on a specific project, let me know. We will schedule a custom class at your time choice and expertise level.

These are some of the classes we have offered before: counted cross-stitch, beyond cross-stitch which would include adding specialty stitches, stamped cross-stitch/embroidery, canvaswork - needlepoint, hardanger, pulled thread, drawn thread, bargello, petite point on silk gauze, knotted work, smocking, temari balls, knitting, crochet, duplicate stitch, myreshka drawn work, tatting, bridge stitching (darning stitch), beadwork (peyote, herringbone, right angle weave, square stitch, brick stitch), huck embroidery (Swedish weaving), Brazilian embroidery, silk ribbon embroidery, punch needle, locker hook, stumpwork, blackwork, beginning piecing for quilting, paper piecing for quilting, fusible applique, crazy quilts, bargello quilts, felt applique, free lace for scarves/shawls, framing and mounting tips, finishing pillows, finishing standups, finishing in a box shape, tassels, etuis, stitch notebooks. Just let me know your pleasure.

SIT AND STITCH – COME AND JOIN US!

"Sit and Stitch" will "officially" be on February 12th and March 12th from 1-5 and January 22nd, February 26th and March 26th from 5-8. During this time you can come to the shop and work on whatever project needs the most attention. If you need any assistance or have questions how to do things, I can help you with those as well. We have some friends that want to stitch together more than once a month and often come in on other Thursdays of the month that they are free. All are welcome.

Thank you to The Nebby Needle and Cherished Stitches for sharing their free designs for the newsletter.

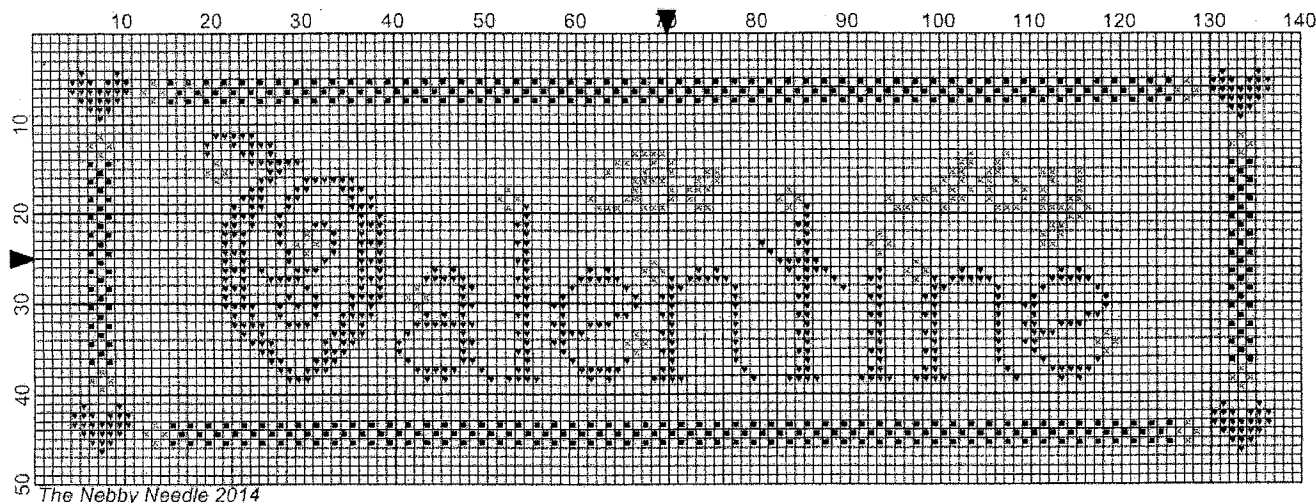
The Nebby Needle

thenebbyneedle@yahoo.com

Be My Valentine

Visit the blog:
thenebbyneedle.blogspot.com

Be My Valentine by Bonny Woomer



Legend:

■ GAF-7095 Carriage Black

■ GAF-7040 Lexington Green

♥ GAF-7068 Rose Garden

Suggested fabric: R&R Abecedarian Blend 35 ct.

Designs measures: 133 x 43 stitches


Compliments of The Nebby Needle

This chart is intended for promotional purposes only. It may be copied and distributed freely but NOT SOLD in any form or reproduced for profit.

Designed By: Louise Henderson
Company: Cherished Stitches
Copyright: 2014

51w X 5h Stitches
36 Count, 2-3/4w X 2-3/4h in
32 Count, 3-1/8w X 3-1/8h in
28 Count, 3-5/8w X 3-5/8h in
40 Count, 2-1/2w X 2-1/2h in
36 ct, Lakeside
Vintage Exemplar linen

Symbol	Type	Number	Color
■	Gentle Art	7100-W	Ruby Slippers
■	Gentle Art	7099-W	Bayberry
■	Gentle Art	7066-W	Wood Trail
○	Gentle Art	7080-W	Endive



Stitching supplies:

1 skein each of Gentle Art Wools listed.
1 7" X 7" piece of 36 ct Lakeside
Vintage Exemplar Linen.

Stitching Directions:

Each square on the chart represents 2 linen threads.
All stitches are cross-stitches over 2.
Use 1 strand of Gentle Art Wool for all stitches.
Use your favorite alphabet to stitch your initials
in the upper corners, where lines are drawn.
Do not stitch the lines.

Finishing directions:

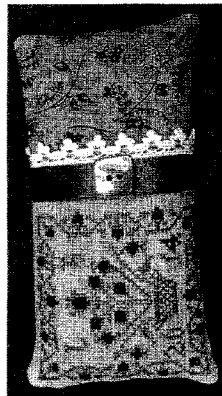
May be finished as a pillow as shown, or as an ornament.

May not be sold. Shops may reproduce for distribution.

©Louise Henderson 2014

Compliments of Cherished Stitches and The Gentle Art

www.cherishedstitches.com
www.thegentleart.com



NEWSLETTER SUBSCRIPTION REMINDER:

Please note the date on your mailing label. Your subscription will expire a year after that date unless you let me know you would like to keep receiving the newsletter. Please keep me advised of any address changes, as well. Thank you!

Fiberworks

108 E Bremer Ave

Waverly, IA 50677

Super Football Sunday Sale

Sunday Feb 1st 12-4



STANDARD

PRESORT

U.S. POSTAGE PAID

PERMIT NO. 37

Return Service Requested

