

FIBERWORKS - THE FLYING NEEDLE

August 2015

319-352-5464

Vol. 22 No. 5

Out of local area use 1-800-307-4103.

E-mail: info@myfiberworks.com Web site: www.myfiberworks.com




Anniversary Time Sept 15-22: Can it be almost September again? School starts here this week - where did the summer go? Our anniversary sale will be as in the past - draw a treat from our tree for 10% or 15% or 20% off all regular priced items. Plus a gadget to add to your cool tools will be given out. Join us to get your supplies for fall and winter projects.

Fall Shop Hop has a new name: Go on the 9 Patch Bingo Bounce from October 14 - 17. Get your passport stamped at each of the seven stores when you mark off one or more \$5 bingo squares on your card. When you fill a card up (blackout) it will be entered into prize drawings. The more cards you turn in (we encourage multiples), the more chance of winning bigger prizes. Besides product, there will be a \$50.00 gift certificate from each store given away. Everyone who turns in a completed passport will get a bag of fun and useful things quilters use. Fill up the SUV, van or car and bounce from shop to shop to have fun and be rewarded for your efforts. The quilt shops in the this hop include Fiberworks Needlework Shop in Waverly, of course, The Moose Patch Quilt Shop, also in Waverly, Prairie Rose Fabrics in Clarksville, Dralle's Department Store in Greene, Jen's Needleworks in Aplington, and Crazy to Quilt Shop and Lulijune's Quilt Shop in Cedar Falls. Bounce hours are 10 - 5.


9 Patch Bingo Bounce

\$5.00	\$5.00	\$5.00
\$5.00	\$5.00	\$5.00
\$5.00	\$5.00	\$5.00

Row By Row Experience: This event continues thru Sept 8. We do still have kits for our row and license plates "Born 2 Qlt" available for purchase. This is a nationwide quilters hop where each participating shop will give you a free row pattern. Combine at least eight favorite rows together into a quilt. The first person who takes their finished quilt into a shop will win 25 fat quarters from that store. There are still several shops in Iowa that have not yet had their prize claimed. Water is the theme. Come and see our model - a cute frog and two water lilies floating on their pads and can be used vertically or horizontally. Go to



<http://www.rowbyrowexperience.com/> for more information. Each state has their own Facebook page for pictures of rows - visit and like us there. After October 31st, we are allowed to mail out kits to people who didn't physically get into the shop during the hop to get one in person.



TECHNIQUE TIP: Colors

Have you ever been confused by the terms for colors? Let me explain some of them for you. For example a color wheel has yellow at the top and colors progress around the wheel going clockwise to greens, blues, purples, reds and back to yellow with mixed hues in between such as red-orange, blue-green, etc. The actual term for the color name is hue. A shade of a color has black added to it - if we start with red it becomes a dark burgundy. A tint is when white is added to a color - red with white becomes pink. A tone is a color that has gray added to it which will give an "old" look to it - red with gray becomes an antique red that is not as intense as red alone. The value is the lightness or darkness of a hue. If you have a color picture and turn it into a black and white version you will be able to see the difference in values without having the color affect your decision of what to use in your project. You will want to have a variety of values to make an interesting, pleasing color scheme. Some color schemes (plans) you can try have names like a monochromatic choice uses all the ranges of one hue. You need to be sure to use different threads and values so this doesn't get boring. A complementary color scheme uses colors that are directly across from each other on the wheel - like red and green. An analogous one uses colors that touch each other on the wheel - like green, blue green and blue. Colors also have a temperature associated with them. Red, orange and yellow are usually considered warm - think sun. Blue, green and purple are cool - think water in a lake. Some colors on the edges of these groups can take on a different feel depending on the colors used with them. If you are trying to change colors in a design from those in the picture, keep this discussion in mind. Lay out the original colors on whatever ground you will use and notice the value differences between the colors as you choose new ones. As you lay your colors on different backgrounds, you can see that some colors will dull them and some will make them brighter, more vibrant. Choose the ones that give life to your piece. This applies to both needlework and quilting. It is not necessary for fabrics to match exactly to be pleasing to the eye when used together.

Newsletter Delivery: If you would prefer an email when it is posted on our web site rather than receiving a mailed copy - save paper and postage, let me know. You will receive a blind copy sent to me, Karol Simmer, so no one else sees your address, with the link to the web page. Please be sure to allow/approve emails from karol@myfiberworks.com so they don't get rejected or end up in your spam folder.


WHAT'S NEW! -

Kits: Mill Hill - Feline Friends, Wild Pink Cat, Wild Orange Cat, Feathered Friend, Red Cat, Wild Blue Cat (these are Laurel Burch designs); Winter Holiday ornaments Christmas Letter, Candlelight, Gingerbread Cottage, Pinecone; Button & Beaded: Jolly St. Nick, All is Calm, Mr. Jack Frost, Joy of Christmas, Spiced Wreath; Celtic Santas: Scotland, Ireland, Wales; Curly Girl Designs: Good Dogs, Coffee with Friends, Brave Hearts, Old Friends; Amy Bruecken Designs - Wee Bit Wicked & frame; Bent Creek - Patriotic Mantle; Sweetheart Tree - English Garden Rose, Tiny Periwinkle Floral Sampler, Pretty Pyramid Tiny Bluettes; Shepherd's Bush Last piece of the Fold, Cherish Life, Gather Moments, Friend; Praiseworthy Stitches - Spider Spell & Angel Blessings Fobs; Abby Rose - Christmas in My Heart; Summer House Stitches Works - Liberty Starburst; Permin - Hardanger Christmas Ornaments; Heart in Hand - Woodland Peace. **Other Stuff:** Super Snips minis - scissors; Quilt in a Day - Sew Straight transparency. **Fabric:** Timeless Treasures - Row By Row Raindrops, License Plates, Merrily Merrily Sailboats; Paintbrush Studios - Tribal Instincts; Benartex - Folk Art; Kanvas - Forever Butterflies, Ornamental Splendor; Red Rooster - Basically Hugs; Elizabeth Studios - Farm Animal Goats, Lightning in the night sky; FabricQuilt - Back To School; 3 Jars Full - Proud to be an Iowan hanging (AISH fabric) kits, Grizzly Gulch Gallery Poppy Panache All That Jazz quilt kits.



CROSS STITCH: Sweetheart Tree: Quaker Alphabets I & II, Beach Rules, Itty Bitty Kitty Tulip Time in Holland; Bobbie G Designs: Born to Be Wild; Elizabeth's Designs: Antique Autumn Sampler; Rosewood Manor: Dreaming of Roses, Music Among the Trees, Willowbrook Pathways; Heart in Hand: Wee Santa 2015, Double Up Halloween and Thanksgiving, My One and Always; Xs & Ohs: Mistletoe Stocking; Tempting Tangles: Santa's Sleigh, Sox for St. Nick; Shepherd's Bush: Remember Me A Sampler, Summer Trifles; Imagining: Let's Bake, Let's Retire; Samsarah Design: Indivisible; Lizzie Kate: 3 Little Words series - Dreaming is Free & Embrace the Journey, Seasons, Nevermore, I Can Drive a Stick, Tiny Tidings XX, Celebrate Santa 15, Night Before Christmas Sleds, A Little Mystery parts 1 & 2 (one more to come next month); Blackberry Lane: Long May She Wave, Frosty Weather; Blackbird Designs: Garden Borders (loose feathers); Threedles: Christmas 2015, Beads Cubed ornament; Threadwork Primitives: Joy of My Heart; Mani di Donna: Holly Sewing Basket, Halloween w/hornbook; Amy Bruecken Designs: Be Scary; Plum Street Samplers: George and Martha, Liberty Inn, Remember Me; Prairie Schooler: Santa 2015 (last one as designer is retiring), Witching Hour, Bump in the Night, Evergreen; Chessie & Me: Lady Liberty Needle Book & Fob, Wave Forever Stitch Book; Homespun Elegance: Colonial Flowers, Liberty House, Christmassy Stuff, Delivering Yummies, Snow Birds in Tow; Erica Michaels: Beware!, Quiet Moments, Ask Seek Knock, O My Soul; Cottage Garden Stitchery: Witch Board; Foxwood Crossing: Letter Sleds A-Z, Harrisburg Winter; La-D-Da: And Rudolph; Thistles: Snowballs; Country Cottage Needlework: Merry Merry, Fa La La, Be Merry, To Have and To Hold; Lila's Studios: Bee Sampler; Little House Needlework: Sampler Tree - Potted Poinsettia, Blessed is the Life; Just Nan: Juliet the Bride Mouse, Summer in the Meadow, Witchy Pumpkin Cottage, Witchy's Sister Mouse; Heartstrings Stitchery: For Spacious Skies; Mirabilia: The Raven Queen; Keslyn's: Michelle's Christmas, Humbug Owl; Stoney Creek: Autumn Bell Pull; Nikyscreations: A Sampler Farm; Milady's Needle: My Spirits Lift Whenever I Stitch; With Thy Needle & Thread: Bluebird Out My Window; The Scarlett House: The Queen's Garden.




OTHER: Canvas: From Nancy's Needle - Starry Skies, Christmas Tree VII; Needle Delights Originals - Color Delights Sea Foam, Star Struck; DebBee's Designs - Enticing Garden; Laura J. Perin - Arabesque. Hardanger: Nordic Needle - Award Winning Designs 2015; Satin Stitches - Homestead Blooms. **Quilting:** Sealed With a Stitch - License Plate Traveling Tote and Wristlet;



Happy Stitching!

Karol

Reserve your copy of the 2015 Just Cross Ornament magazine now.



SIT AND STITCH – COME AND JOIN US!

"Sit and Stitch" will "officially" be on September 10th and October 8th from 1-5 and September 24th and October 22nd from 5-8. During this time you can come to the shop and work on whatever project needs the most attention. If you need any assistance or have questions how to do things, I can help you with those as well. We have some friends that want to stitch together more than once a month and often come in on other Thursdays of the month that they are free. All are welcome.

Thank you to The Nebby Needle and nikyscreations for sharing their free designs for the newsletter.

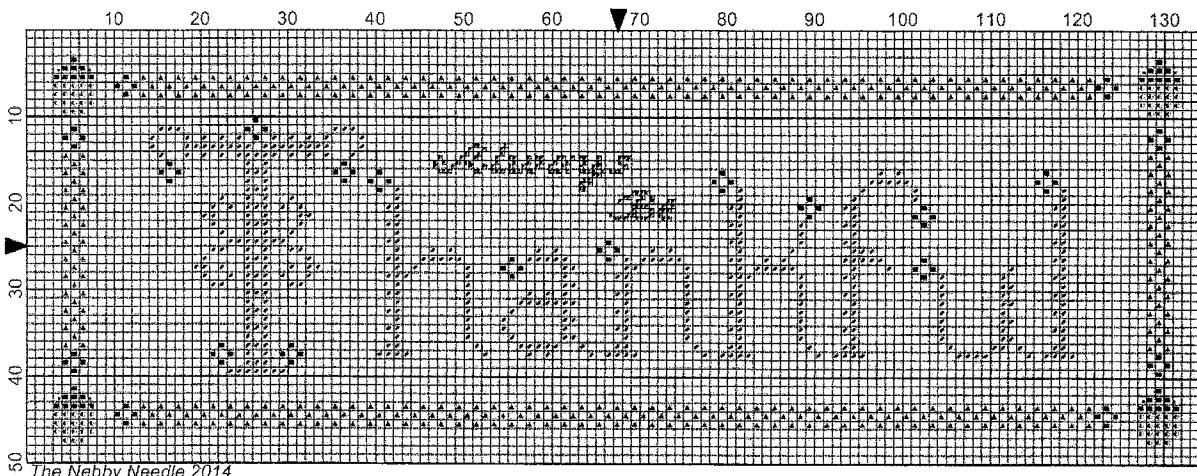
CLASSES: If you would like to learn some specific technique or work on a specific project, let me know. We will schedule a custom class at your time choice and expertise level.

These are some of the classes we have offered before: counted cross-stitch, beyond cross-stitch which would include adding specialty stitches, stamped cross-stitch/embroidery, canvaswork - needlepoint, hardanger, pulled thread, drawn thread, bargello, petite point on silk gauze, knotted work, smocking, temari balls, knitting, crochet, duplicate stitch, myreshka drawn work, tatting, bridge stitching (darning stitch), beadwork (peyote, herringbone, right angle weave, square stitch, brick stitch), huck embroidery (Swedish weaving), Brazilian embroidery, silk ribbon embroidery, punch needle, locker hook, stumpwork, blackwork, beginning piecing for quilting, paper piecing for quilting, fusible applique, crazy quilts, bargello quilts, felt applique, free lace for scarves/shawls, framing and mounting tips, finishing pillows, finishing standups, finishing in a box shape, tassels, etuis, stitch notebooks. Just let me know your pleasure.

The Nebby Needle

Thankful

Thankful by Bonny Woomer



Legend:

- GA 7080 Endive
- GA 7015 Sarsaparilla
- ▲ GA 7073 Autumn Leaves
- GA 7007 Cidermill Brown

Suggested Fabric: Weeks Dye Works - Beige 35 ct.

Designs Measures: 129 x 45 stitches

Compliments of The Nebby Needle
This chart is intended for promotional purposes only. It may be copied and distributed freely but NOT SOLD in any form or reproduced for profit.

thenebbynneedle@yahoo.com

Visit the blog:
thenebbynneedle.blogspot.com

NEWSLETTER SUBSCRIPTION REMINDER:

Please note the date on your mailing label. Your subscription will expire a year after that date unless you let me know you would like to keep receiving the newsletter. Please keep me advised of any address changes, as well. Thank you!

Fiberworks

108 E Bremer Ave

Waverly, IA 50677

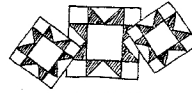
Return Service Requested

22nd Anniversary Celebration

September 15-22

9 Patch Bingo Bounce

October 14-17



STANDARD

PRESORT

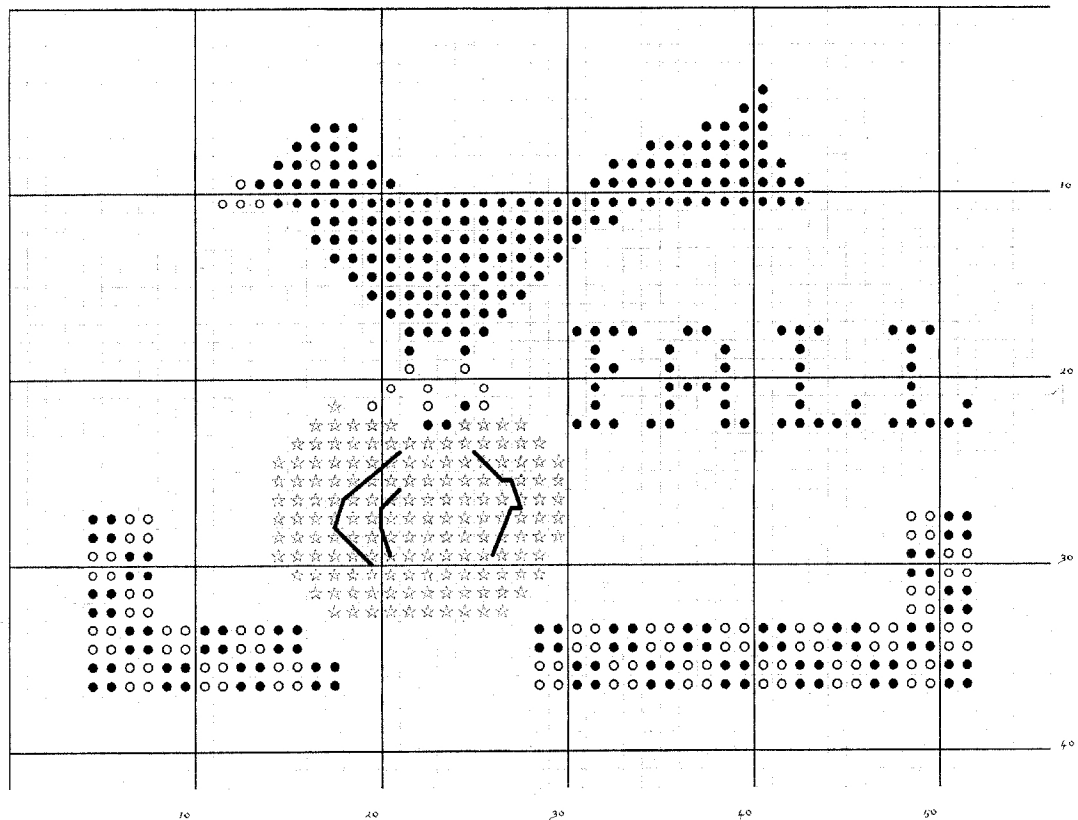
U.S. POSTAGE PAID

PERMIT NO. 37



Author: nikyscreations
http://niky-nikyscreations.blogspot.com

Author: nikyscreations
Grid Size: 56W x 42H
Stitch Count: 14
Fabric: 32ct natural linen
Design Area: 4" W x 3" H (48 x 33 stitches)



Legend: DMC Stranded Cotton

● 3799 pewter gray - vy dk

○ 167 yellow beige - vy dk

☆ 301 mahogany - md

Backstitches: DMC Stranded Cotton

— 3799 pewter gray - vy dk