

# FIBERWORKS - THE FLYING NEEDLE

July 2017

319-352-5464

Vol. 24 No. 4

Out of local area use 1-800-307-4103.

E-mail: [info@myfiberworks.com](mailto:info@myfiberworks.com) Web site: [www.myfiberworks.com](http://www.myfiberworks.com)

**Construction Update:** At this time the section of Bremer Ave/Hwy 3 in front of our store is all done and open to four lanes of traffic and parking is available on the street. New sidewalk concrete has been poured and only the brick section toward the curb has yet to be finished. Thank you to all who braved the mess to come in and shop during the construction time.




**August special of the week:** All kits will be 25% off Aug 15-19. All techniques are included – cross stitch, quilting, knitting, etc. Stock up now before school starts and be ready for those long cold winter nights.

**Row By Row On the Go:** This event continues through September 5<sup>th</sup>. At



each participating shop that you visit you can get a free row pattern that you use to make a quilt. The first person that brings in a finished quilt before the end of October, using at least 8 different rows, will get the store prize of 25 fat quarters and we will display your work of art so all can see. On the Grow patterns are only free during the active hop period but will be available for purchase on November 1. Kits are ready for purchase that include the fabric and buttons for the row, get yours while they still last. If we have any left they will be put on the web site catalog after October 31<sup>st</sup> when the hibernation period is over. We also have kits for the Row By Row Junior pattern Friendship Bracelets for the younger set. This is an easy pattern for beginner level quilters – under 18yr. – so bring those kids or grandkids along with you. The first five young people who bring in the finished row get a ribbon and certificate of completion. You must be present in the store to get one of either free row pattern. Last year more than 3100 stores across the US and Canada did this event. Our new license plate can be purchased at any time "Piece in my Heart".



**Collective Stitch:** Our "Postcard from Iowa" pattern designed by Three Jars Full is available for free until August 31<sup>st</sup>. Remember to put your name in a drawing for a free copy of the book that has all the patterns from participating shops when the hop is over. If you don't win but would still like a book, they are \$30.00 for all 25 designs.

**Looking ahead Anniversary Sale:** September 19-23 we will be celebrating our 24<sup>th</sup> year of being in business. Mark your calendars to come in and help us celebrate. I have great tote bags ordered.

**Newsletter Delivery:** If you would prefer an email when it is posted on our web site rather than receiving a mailed copy – save paper and postage, let me know. You will receive a blind copy sent to me, Karol Simmer, so no one else sees your address, with the link to the web page. We do not share any of our customers' contact information with anyone. Please be sure to allow/approve emails from [karol@myfiberworks.com](mailto:karol@myfiberworks.com) so they don't get rejected or end up in your spam folder.

## TECHNIQUE TIP:

Whether you do your own finishing or take it to someone else, you need to consider how much extra ground fabric you will need to add when choosing a size for your project. A framed piece is usually mounted by pinning or lacing to a piece of foam core. You will need to allow enough fabric to go around the foam core to the back plus however much you want to show on the front around the stitched design or be covered up by a mat. If you chose not to use a mat 2" around is usually enough. If you use one mat 3" around should do. If you use a double mat or want a fairly wide mat showing then add 4" around. If you aren't sure what you will do, go for add 6" total.

If you are going to do a pillow finish, add the amount you want to show around the design and enough for a seam, usually the 4" total is good. You might want to allow extra if you have trouble getting your design in the middle of your fabric. (The surest way to do this is to find the center of your fabric by folding in half both ways or measuring. Then find the center of your pattern and start stitching in the middle.) If you are making an ornament or a small item like a scissor fob you can allow less but remember that a little extra space is easier to work with than too little.

Also check the backside of your needlework, especially with cross stitch, to be sure there are no long thread ends. When you end a thread, run it under in the back of 4-5 previous stitches and cut the rest off. If you leave tails on the back, it is possible to see a shadow silhouette on the front if these peek out from beyond the design, especially with a light colored ground. This also applies to carrying a darker color from one area to another on the back where there is no stitching. End off and start again to avoid thread trails.

On needlepoint ornaments or pillows, it is helpful to stitch 2-3 rows of tent stitch around the design in a coordinating color. This gives the finisher a place to sew right next to the design and not have any of the background canvas show or lose the outside stitch of the design in the seam. Plan ahead – your finisher will appreciate it or you will have an easier job.

## FIBERWORKS - THE FLYING NEEDLE - PAGE 2

### WHAT'S NEW!

**Kits:** Mill Hill – Buttons & Beads Snow Globe, Ice Castle, Holiday Flip Flops – Caribbean Santos Jamaica, Trinidad, Barbados – Winter Holiday magnets Down the Chimney, Peppermint Candy – Sleigh Ride charmed ornaments Celestial, Vintage, Toyland, Evergreen, Woodland, Traditional – Mighty Oak Quartet Winter Oak, Spring Oak, Fall Oak, Summer Oak; Lizzie Kate Boxer Be Still and Know. **Other stuff:** Gentle Art Sampler Threads – Lagoon, Misty Harbor and Sage; Quilter's Template – Just Circles 2", 3", 4", 5", 6"; The Brighton rechargeable magnifying lamp with three LED light choices; Madeira – Anti-glue sewing machine needles; Bohin – fold down seam rippers **Fabric:** RJR – Happy Owl-o-ween; Wilmington – All Iowa Shop Hop 2017 (I still have some of the white feature print left if you didn't get what you want yet); Syke – Iowa and Iowa State prints; Quilting Treasures – Fun with Rudolph, In Bethlehem.

**QUILTING:** **Triangle Frenzy:** Hexagon and Swirl, **Primitive Gatherings:** Home for the Holidays; **Three Jars Full:** Alternating Diamonds.

**CROSS STITCH:** **Chessie & Me:** Scarlet's Summer Sampler; **Shepherd's Bush:** Liberty Notes; **Blackbird Designs:** She Sights a Bird (Loose Feathers); **Little House Needlework:** Early American Martha Washington & Nathan Hale, House Rules, Sampler Stitchers; **Imagining:** Let's Go Camping, Let's Adopt, Let's Cross the Rainbow; **Cherished Stitches:** Wicked Witchy; **Thistles:** Children's Books; **Needlework Press:** Spring Time; **Prairie Schooler:** 2017 Santa; **Lizzie Kate:** Red, White & Beach, Celebrate with Charm Boo; **Stacey Nash Primitives:** Rabbit Hollow Farm Sampler, Summer House Pin Keep; **Bobbie G Designs:** Seasonal Sampler, Families Are Like Quilts; **The Drawn Thread:** Welcome Summer; **Heartstring Samplery:** Once Upon a Summer; **Abby Rose Designs:** Autumn Pillow; **Amy Bruecken Designs:** Long May She Wave, Quilt Critters; **Country Cottage Needleworks:** Bee Virtues, Sweet Sampler; **Heart in Hand:** Wee One Libby; **Cross Eyed Cricket:** Down East; **Pickle Barrel:** Bitty April, May and June; **Erica Michaels:** 12 Berries of Christmas 4, Mermaid Berry; **Stoney Creek:** Boys & Toys Birth Sampler, Sugar & Spice Birth Sampler, Gift From Santa; **Tree of Life Samplings:** Glory Glory; **Kit & Bixby:** Be Kind to Your Cat; **Rosewood Manor:** Dreaming of Mums; **Plum Street Sampler:** .Sampler Lesson #2, Sampler House 1 & 2; **Mirabilia Designs:** Renaissance Mermaid; **Just Cross Stitch:** Halloween Issue.

**OTHER:** **Canvas: Threedles:** – Topsy Turvy; **Laura J Perin:** – Patriot's Wreath; **Northern Pines:** – Summer Breeze, Boreal, Christmas Balls #3 Trees & Snowflakes; **From Nancy's Needle:** – Celtic Tree.

Happy Stitching!

*Karyl*



**DMC price increase** – the company has announced a new price for their floss. It is supposed to retail for 87 cents per skein. We did not raise our prices for the last one but will be selling our floss for 70 cents now.

**LIZZIE KATE** – a new mystery pattern in 3 parts begins in September – Spirit of Christmas is the title and has bonus patterns (fob, pin pillow and mini sampler) included like her other mystery pieces. Let me know if you want me to save you a set, thread pack and if you want to have 14 or 16 count Aida or 28 or 32 count linen – both in Picture This Plus hand dyed "Heartland". Zappy Dots is making a magnet to coordinate with the design so If you'd like one of those, too, let me know. You know you can always count on Lizzie Kate to have a pleasing design.

Time to reserve your **Just Cross Stitch Christmas ornament** issue for 2017. I have a picture of the cover in the shop if you'd like to see some of the designs that are included this year.

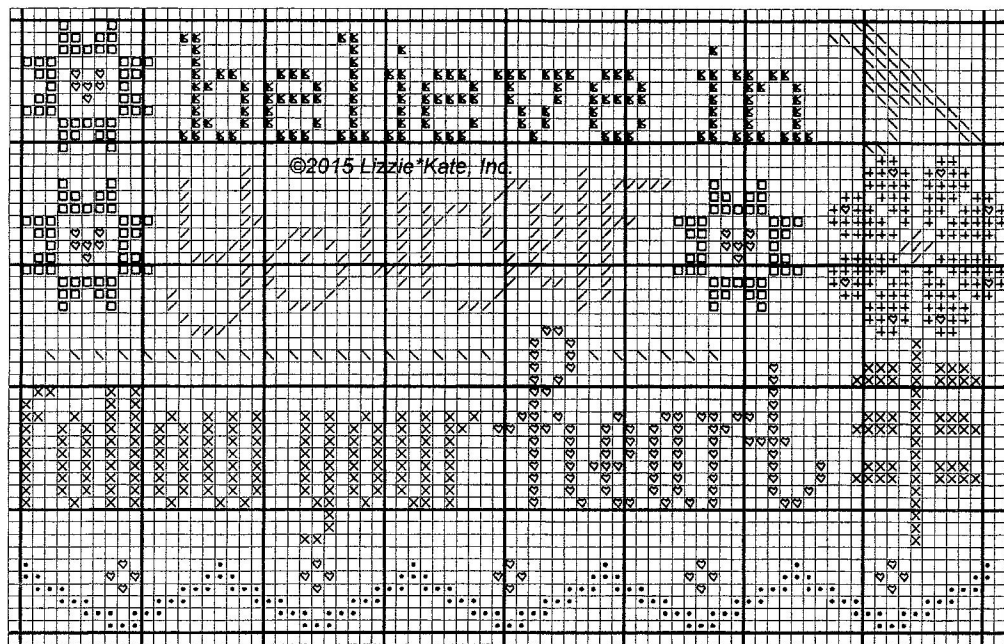
## SIT AND STITCH – COME AND JOIN US!

Upcoming "Sit and Stitch" will "officially" be on July 27<sup>th</sup>, August 31<sup>st</sup> and September 28<sup>th</sup>. During this time you can come to the shop and work on whatever project needs the most attention. If you need any assistance or have questions how to do things, I can help you with those as well.

**Thank you** to Lizzie Kate and Of Female Worth for the complimentary patterns.

**CLASSES:** If you would like to learn some specific technique or work on a specific project, let me know. We will schedule a custom class at your time choice and expertise level.

These are some of the classes we have offered before: counted cross-stitch, beyond cross-stitch which would include adding specialty stitches, stamped cross-stitch/embroidery, canvaswork - needlepoint, hardanger, pulled thread, drawn thread, bargello, petite point on silk gauze, knotted work, smocking, temari balls, knitting, crochet, duplicate stitch, myreshka drawn work, tatting, bridge stitching (darning stitch), beadwork (peyote, herringbone, right angle weave, square stitch, brick stitch), huck embroidery (Swedish weaving), Brazilian embroidery, silk ribbon embroidery, punch needle, locker hook, stumpwork, blackwork, beginning piecing for quilting, paper piecing for quilting, fusible applique, crazy quilts, bargello quilts, felt applique, free lace for scarves/shawls, framing and mounting tips, finishing pillows, finishing standups, finishing in a box shape, tassels, etuis, stitch notebooks. Just let me know your pleasure.



## 3 Little Words Contest Winners

These are the 2 sayings that won our recent online contest to submit your favorite 3 Little Words inspiration sayings. Enjoy this graph by itself, or add it to other 3 Little Words Flip-its to create your own inspiration stitchery...in just 3 Little Words!

Symbol	Overdyed Thread	DMC
♥	boysenberry CC	3803
□	bright leaf WDW	435
/	chestnut WDW	898
⊞	deep sea WDW	930
•	grits WDW	3865
+	Madison Rose WDW	3354
×	Oscar WDW	730
↖	verdigris WDW	3816

WDW Weeks Dye Works - CC Classic Colorworks

Lizzie★Kate

info@lizziekate.com / www.lizziekate.com  
www.lizziekateblog.blogspot.com

# NEWSLETTER SUBSCRIPTION REMINDER:

Please note the date on your mailing label. Your subscription will expire a year after that date unless you let me know you would like to keep receiving the newsletter. Please keep me advised of any address changes, as well. Thank you!

**Fiberworks**  
108 E Bremer Ave  
Waverly, IA 50677





**Row by Row On the Go**  
Continues till Sept 5

**STANDARD  
PRESORT  
U.S. POSTAGE  
PAID  
PERMIT NO. 37**

**Collective Stitch Jun 1 – Aug 31**

**Return Service Requested**



## BLOOMIN' SHADE

Model Cross Stitched over two with  
Two ply Sampler Threads from The Gentle Art  
Fabric: 32 count Dark Espresso from R & R Reproductions  
Design Size: 2 3/4 " wide by 2 1/2 " high

Symbol	Color	DMC Conversion
◄	Dried Thyme	3051
*	Summer Meadow	745
+	Pink Azalea	3733
○	Claret	3803
→	Evergreen	3053
●	Clover	778
■	Soot	3799
□	Oatmeal	3865

Backstitched stem: one ply Dried Thyme

Bloomin' Shade



## Of Female Worth

Mary Ann Mongillo

10303 Hunt Country Lane email: [ofworth@aol.com](mailto:ofworth@aol.com)  
Vienna, VA 22182-1823 Web: [www.offemaleworth.com](http://www.offemaleworth.com)  
(703)242-0974

*Chart may be reproduced- Not for resale*