


# FIBERWORKS - THE FLYING NEEDLE

APRIL 2013

319-352-5464

Vol. 20 No. 3

108 E Bremer Ave, Waverly, IA 50677 [www.myfiberworks.com](http://www.myfiberworks.com)  
Out of local area use 1-800-307-4103, E-mail [info@myfiberworks.com](mailto:info@myfiberworks.com)



**Love to Shop Hop Trail:** Begins on April 10<sup>th</sup> through April 13<sup>th</sup>. Hop hours are 10:00-5:00 each day. Lots of great door prizes will be drawn besides the \$50.00 gift certificates. Get your name in the pot if you get a stamp from all seven stores and turn your card in. Bring your completed mystery project from last spring and show it to us to be entered in a special drawing,



## TECHNIQUE TIP: Silk II

The last newsletter told of the origin of silk threads. This issue will talk more about different types of silk. Filament silk is made from the long unbroken lengths unwound from the silk cocoon and will have the maximum shine. Spun silk is made from the shorter pieces of silk left after the filament has been unwound from the cocoon. These threads will possess a subtle gleam and when used next to a filament silk will make it even brighter and more lustrous. From Au Ver A Soie we have several different types of silk. Filament silks include Soie De Paris (6 strand), Soie Perlee (3 ply twisted), Soie Gobelin (2 ply high twist), Soie Ovale (low twist) or flat silk. This one likes to catch on every area of unsmooth skin so be sure to use some lotion with no residue like Gloves in a Bottle before using this one. I used a laying tool. Spun silks are Soie d'alger (7 strand) and Soie100/3 (3 ply moderate luster). Use this last one when you stitch an area with fine details as it has a twist to give crisp definition. The Soie d'alger is loosely twisted so it is easy to ply to the weight you need to use like cotton embroidery floss. All of these threads are described as smooth, soft, lustrous with good tensile strength and resistant to abrasion. Silk Mori from Kreinik would be similar to the Soie d'alger. They also make a Silk Serica (3 ply filament) that is in between the weight of #8 and #5 pearl cotton, and Silk Bella (3 ply finely twisted filament). Needlepoint Silk says their silk is reeled not spun so the filaments are longer and of higher quality. Rainbow Gallery has Splendor (12 ply) silk floss and Grandeur, Elegance and Subtlety that are the weight of pearl cotton #5, #8 and #12 in the same order. Most of these silks come in a large variety of colors with several in a color family so shading can be done with many values. If you would like a hand dyed silk thread, there are many brands of those from which to choose: Caron's Waterlilies (12 ply and Soie Cristale are their solids), Gloriana (12 ply), Silk N Colors (12 ply), Crescent's Belle Soie (12 ply), Dinky Dyes (6 strand), Needlepoint Silk Northern Lights (8 ply) and Vicki Clayton's Hand-Dyed Fibers (6 strand). Each brand has its own characteristic dye pattern. Some colors will cross color families and some will just be variations on the same color. These are just some of your options when it comes to silk threads. Be adventuresome and try one out on your next project if you haven't used silks before.

**Online Needlework Show Coming Soon:** The show starts on Thursday, April 18<sup>th</sup> and runs through the 23<sup>rd</sup>. If there is anything you want me to order for you, I need to know by 4:00 on Monday, the 22<sup>nd</sup> so I can compile the list. This is the site: <http://www.needleworkshow.com/> Remember some designers have minimums that we might not be able to meet if there are only one or two requests.

**Prairie Rose Chapter, E.G.A. Exhibit:** If you are close enough to attend, come and be inspired by our show items. The exhibit is at the Cedar Falls Community Center, 528 Main St. on Sat/Sun, April 20-21 from 12:00-5:00 each day. Admission is \$5.00.

**A Year to Crow About:** I still have a few kits left for this block of the month project from Pine Tree Country Quilts. A delightful crow is seasonal on each of the blocks. \$22.00 per month for the year gets you all the fabric for the front and monthly patterns. We can mail if you can't pick up. Call or stop in to sign up now! This is a great way to stretch the cost over a period of time.






**ALL IOWA SHOP HOP 2013:** We will be doing the All Iowa Shop Hop June 1-20. There are 82 shops signed up for this year. We will be open on those three Sundays (12-4) and Mondays and open at 9:00 on the other days **for this hop only**. Collect a free 6" Kona cotton solid charm from each store. There will be great prizes including a sewing machine, quilt retreat, \$50.00 gift certificates and lots more. An exclusive fabric has been designed just for this event. Go to this blog link to see a preview of this print: <http://alliwashophop.wordpress.com/> Or visit the web site to see what shops are participating here: <http://www.alliwashophop.com/> You can also find the hop on Facebook if you like to do social networking. Mark your calendars!



WHAT'S NEW! -

**Kits:** Mill Hill - Bead and Button by Debbie Mumm Jacks & Cats, Happy Skeleton, Boo Frog, Haunted Crow (Halloween themed); Autumn - Sunflower, Picked Apples, Autumn Basket, Witrch Way, Country Morning, Midnight Pumpkin; Autumn Harvest - Soccer Ball, Jeweled Apple, Tombstone, Dracula, Acorn, Chicken or the Egg; Beaded Ornaments - Daisy Mae, Floral Trellis, Poppy Field; Sticks Designs - Grow a Garden, Today is the Day; Lizzie Kate - Limited Edition: A Bee C, Flowers, Chicks - these come with assorted fabrics; At Our House - comes with threads; Sweetheart Tree - Ribbons & Roses, Easter Quadrielle, Acorn Medley, Y is for Yarn; Nordic Needle: Tree Fandangle; **Quilt kits:** A Year to Crow About Block #2-4; Urbanista. **Fabric:** Kanvas - Girls Rock (young at heart prints), Red Rooster - By Whimsicals - Simply Imagine; South Sea Imports - By Debbie Mumm - Hip Hop Garden (great fun with frogs).



**CROSS STITCH:** **Threadwork Primitives:** Sweetheart Tree Pouch; **Just Nan:** 8 Point Stat Garden, Spring in the Tulips, Honey Bunny; **Homespun Elegance:** Wondrous Love, January A Hoot, Shamrock Bunny Needlecase/Fob, Flaky Night; **Drawn Thread:** Book of Days, Easter Basket; **Blackbird Designs:** May Basket, Liberty Eagle; **Glory Bee:** Chocolate; **Erica Michaels:** This Day Forward, Golden Rule Days, These Three Remain Love; **Rosewood Manor:** Nostalgia XII, Irish Chain Quilt Sampler, Winter Quakers, Abe & Mary Lincoln's Quilt Sampler; **Little House Needleworks:** Hope, Needleworker (with threads); **Glitter Gulch Needlework:** Spring Garden; **Lila's Studio:** Verses For Stitchers Stitch Often; **Just Another Button Co:** Ewe's Egg Hunt; **Country Cottage:** Let Love Bloom; **Praiseworthy Stitches:** Simple Gifts-Courage; **Tempting Tangles:** Tempting Teas; **Sweetheart Tree:** Old Quaker Flowers, Spring Fantasy, Itty Bitty Kitty Easter, Evening Primrose; **Hands On Design:** Sew Many Tools; **Imagining:** Let's Do Wine, Let's Pray, Sew Everyday, Country Teatime Sampler; **Lizzie Kate:** Spring String; **Heart in Hand:** The ABC's of Snow; **Jeannette Douglas Designs:** Four Seasons Sampler and Accessories, Take Time to Collect; **Lila's Studio:** Verses for Stitchers, Be Mine; **Primrose Needleworks:** A Ghost's Alphabet; **Bent Creek:** Halloween Arches, Go North to Winter; **JBW Designs:** Alphabet Hearts; **X's & Oh's/Dragon Dreams:** Dragon Hoppy; **Val's Stuff:** Friends Stick Together, It's a Spring Thing; **Sunflower Seed:** Mini Peace; **Blackberry Lane:** Starry Night Part III; **Prairie Schooler:** Vintage Eggs, ecorative Keys; **Cody Country Crossstitch:** Navy Seal, Remember Them; **Cross-Point Designs:** Getting Things Done; **AuryTM:** Hope Quaker Style; **Sue Hillis Designs:** The Graduate's Journey; **Glendon Place:** Tiramisu, Baked Alaska, Snowmen Ala Round; **Cottage Garden:** All Flakes Welcome, Ho Ho Ho, Christmas Blessing.


**OTHER:** **Canvas:** From Nancy's Needle - Robin Rendevous, Rosebud Nosegay; **Needle Delights Originals** - Double Delights Chaqua, & Borleaux, Color Delight Periwinkle, BlackJack, Spring Logs, Winter Logs; **Laura J. Perin** - Box of Chocolates, Long Winter Panel, Bargello Christmas Tree, Easter Egg Ornaments; **DebBee's Designs** - Twinkling Gems, Tapestry Treasures; **Carolyn Mitchell** - Creative Persuasion. **Hardanger:** Satin Stitches - Midsummer Garden, Buffet Round, Springtime; Nordic Needle - Baby's Accessories. **Embroidery:** Gingerbread Girl - The Antique Garden; Bobbie G - Sewing Pleasures. **Blackwork:** Seba Designs - All We Need is Love.

Happy Stitching!


*Karel*

It's time to think about remembering mothers and graduates with something special you've made just for them! For the stitchers in your family, remember we have gift certificates that are just the right size and color for everyone.


Thanks to Brooke's Books and Tempting Tangles (hearts are good any time) for their free patterns in this newsletter. If you'd like more of the alphabet, Brooke's has done the rest of the letters.



PINK RIBBON HOPE HEART



Sekas & Co.  
With the help of the author and the team  
Email: sekas@sekas.com



Double Delights - Chaqua



Needle Delights Originals  
www.needledelights.com  
Designed by Emily Rose



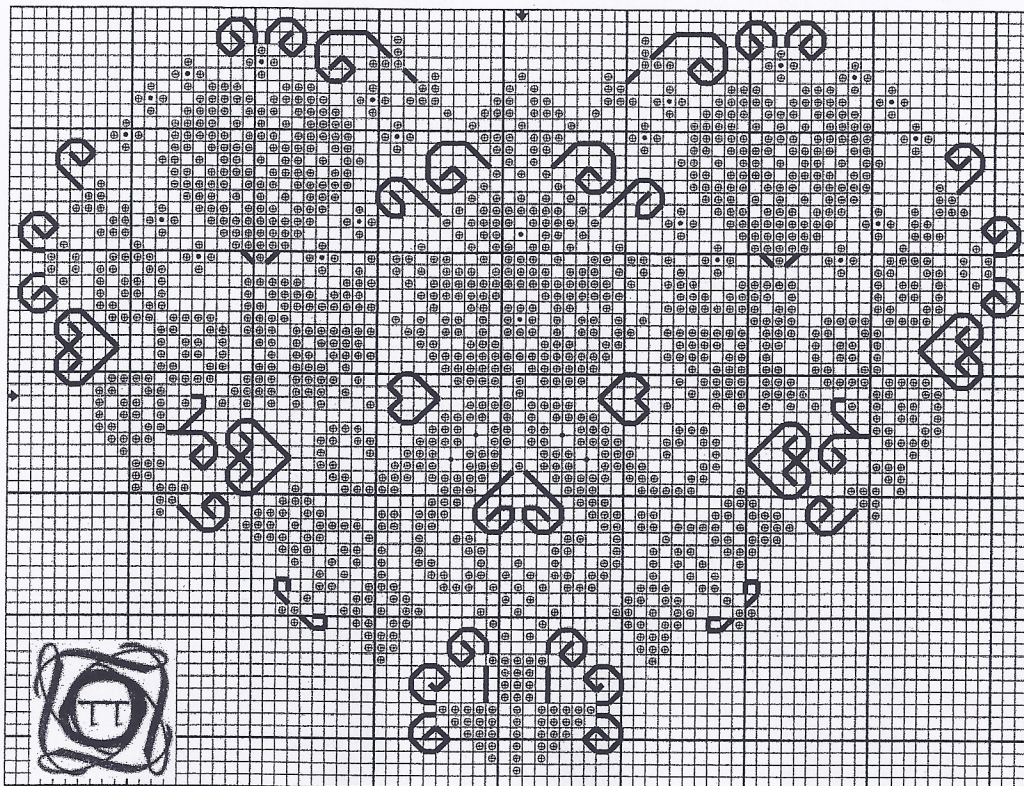
**CLASSES:** If you would like to learn some specific technique or work on a specific project, let me know. We will schedule a custom class at your time choice and expertise level.

These are some of the classes we have offered before: counted cross-stitch, beyond cross-stitch which would include adding specialty stitches, stamped cross-stitch/embroidery, canvaswork - needlepoint, hardanger, pulled thread, drawn thread, bargello, petite point on silk gauze, knotted work, smocking, temari balls, knitting, crochet, duplicate stitch, myreshka drawn work, tatting, bridge stitching (darning stitch), beadwork (peyote, herringbone, right angle weave, square stitch, brick stitch), huck embroidery (Swedish weaving), Brazilian embroidery, silk ribbon embroidery, punch needle, locker hook, stumpwork, blackwork, beginning piecing for quilting, paper piecing for quilting, fusible applique, crazy quilts, bargello quilts, felt applique, free lace for scarves/shawls, framing and mounting tips, finishing pillows, finishing standups, finishing in a box shape, tassels, etuis, stitch notebooks. Just let me know your pleasure.

### SIT AND STITCH – COME AND JOIN US!

“Sit and Stitch” will be “officially” on the fourth Thursday of the month in April and May from 5 to 8 or however late you want to stay. During this time you can come to the shop and work on whatever project needs the most attention. We can also do the custom classes at this time. Actually we have some friends that want to stitch together – a girl’s night out - more than once a month and often come in on other Thursdays, too. All are welcome.

### TEMPTING TANGLES QUAKER VALENTINE 2013



Mill Hill Beads - Petite Glass Beads, Victorian Copper, #42030 –attach a symbol ●  
 Dinky Dyes Silk Pilbara 140- Symbol ♥  
 Back Stitch  
 Model is worked on Wichelt 28 ct beige Jobelan evenweave, #42946;  
 Stitch size is 81x62; Finished size is approximately 3”w x 2 1/3”h

©2012 Tempting Tangles Designs - Deborah A. Dick  
 - [www.temptingtangles.com](http://www.temptingtangles.com)

This cross stitch design is intended for free distribution only. It may be copied at will and distributed only intact and as is, with all notices, logos and credits remaining. Not to be kitted or sold



# NEWSLETTER SUBSCRIPTION REMINDER:

Please note the date on your mailing label. Your subscription will expire a year after that date unless you let me know you would like to keep receiving the newsletter. Please keep me advised of any address changes, as well. Thank you!

## Fiberworks

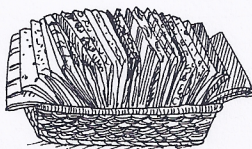
108 E Bremer Ave

Waverly, IA 50677

Return Service Requested

## Love to Shop Trail

April 10-13 Take a Ride!




## STANDARD

PRESORT

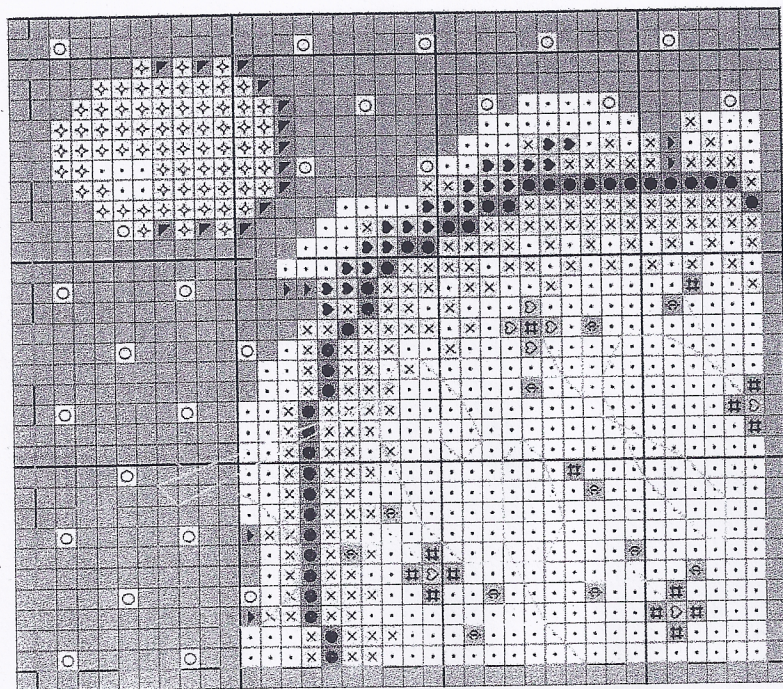
U.S. POSTAGE PAID

PERMIT NO. 37



## E IS FOR EMBROIDERY

Complimentary Cross Stitch Design by Brooke Nolan



From The Stitcher's Alphabet - Copyright © 2006 Brooke's Books Publishing

**Cross Stitch:** If stitching on 14 count fabric over 1 thread or 28 count fabric over 2 threads, use 2 strands of DMC floss and 1 strand of Kreinik #8 braid to cross stitch the motif.  
**Back Stitch:** Using 4 strands of DMC #471, backstitch the "E".  
 Using 3 strands of floss, back stitch the following design areas using the specified DMC colors: #471 - Floss in the needle; #927 - The block's border.  
 Using 2 strands of floss, back stitch the following design areas using the specified DMC colors: #931 - Right side of the egg; #472 - Stems of the flowers on the embroidered "E".  
 Using 1 strand of Kreinik #3280 Citrine #8 Braid, back stitch the needle.

### Symbol DMC Color

•	Blank	White
x	Ecu	Ecu
▲	613	Drab Brown Lt
◆	840	Beige Brown Mid
◊	3756	Baby Blue Ult Lt
◈	927	Grey Green Lt
◉	471	Avocado Green Vy Lt
◊	761	Salmon Lt
◈	760	Salmon

### Symbol Mill Hill Color

◊	42018	Petite Lt Pink
---	-------	----------------

### Symbol Kreinik Color

♥	3280	Citrine #8 Braid
---	------	------------------

You will also need DMC 472 and 931 to back stitch.