

# FIBERWORKS - THE FLYING NEEDLE

September 2017

319-352-5464

Vol. 25 No. 1

Out of local area use 1-800-307-4103.

E-mail: [info@myfiberworks.com](mailto:info@myfiberworks.com) Web site: [www.myfiberworks.com](http://www.myfiberworks.com)



## Anniversary Celebration-September 19-23:

Draw a treat from the tree and get 10%, 15% or 20% off your regular priced purchases. (No punching of key tags during this event.) A roomy tote bag is the give-away this year. You can use it for stitching supplies or groceries – whatever you'd like. Come and help us get a year older – only 24 ;)

## New block of the month is ready

**now:** This year's model is pieced and in the shop ready for you to see before you start! Only \$8.00 per month will get you the pattern and fabric for the front of a throw that finishes at 57" x 69" called Color Me Happy designed by Pat Speth. This will last for 12 months but all blocks are ready to go so if you want more than one month at a time you may get as many as you want. We are willing to mail these for cost of actual postage. There are 12 different block designs all made from 5" squares (these are already cut for you). It is a study in how you can use many fabrics that are not necessarily "matchy-matchy" and still have a pleasing project result. For coloration – think civil war colors as the base. If you don't like the combinations we chose, just wait a couple of months and do what you like. The squares are categorized as lights and dark to medium values. If you sign up, we expect you to continue through all 12 months.



**Winners:** Congratulations to Gabby for being the first Junior Row by Row finisher and Virginia for bringing in her "Row by Row on the Go" quilt assembled from 8 different shop patterns. Ann won the Collective Stitch counted cross stitch compilation.

**October 17-21 Sale:** All counted cross stitch patterns are 25% off. Stock up for winter stitching.

**POP UP HOP – October 25-28, 10-5 each day:** This one is not on your calendar as we just added it. Visit all six shops and get your passport (available at any shop) stamped, with a purchase, and turn it in at the last stop for 6 yards of coordinating fabric. **WOW!** Participating shops include Fiberworks, Waverly; Prairie Rose, Clarksville; Dralle's, Greene; Jen's Needlework, Aplington; Crazy to Quilt and LuliJune's, Cedar Falls. Stop in to trick or treat us! Happy Halloween – this witch is in.

**November 14-18 Sale:** 25% off all scissors and fobs. Get ready for Christmas gift giving with these specials. You never have too many scissors!

## Holiday Open House – Sunday, Nov 19<sup>th</sup> 12-4.

We will be closing at 3:00 on Nov 22<sup>nd</sup> and closed all day on the 23<sup>rd</sup> – Thanksgiving.



## TECHNIQUE TIP: Eleven good reasons to buy fabric.

Like who needs a reason?? This column is for a little light humor as we all need a laugh or at least a smile now and then. And this could apply to all stitching "stuff" not just fabric.


1. It insulates the cupboard where it is kept.
2. It keeps the economy moving. It is my duty to support cotton farmers, textile mills and fabric shops. (Thank you very much!)
3. It is less expensive and more fun than psychiatric care.
4. I'm participating in a contest – the one with the most fabric wins.
5. It keeps without refrigeration, you don't have to cook it to enjoy it. You'll never have to feed it, change it, wipe its nose or walk it. (even though grandchildren are fun, too, just fed them last night)
6. Because I'm worth it.
7. Like dust, it's good for protecting previously empty spaces in the house. Like the ironing board, the laundry basket and the dining room table.
8. It's not immoral, illegal or fattening. It calms the nerves, gratifies the soul and makes me feel good.
9. Because it is on sale (or not).
10. Buy it now before your husband retires and goes with you on all your shopping expeditions.
11. It keeps me off the streets and out of the bars.

## Monthly Bench Pillow

**Covers:** For those of you who like monthly/seasonal

themes pieces we are

offering a 12 month series of bench pillow covers. The price will be \$45.00 per month. The pattern is from KimberBell. Also included is the fabric for each pillow cover with pre-cut, pre-fused applique kits from Lone Star Laser. All you need to do is iron appliques on to the background material and add borders. You may also want to hand or machine blanket stitch around the pieces after they are applied. Some have accents with buttons and ribbons that really add a delightful touch to the finished projects. You can make your own pillow from muslin and stuffing or we have premade pillows for \$20.00. You only need one pillow and can change the covers monthly. The size of the pillow is approximately 16" x 38" – makes a great décor item. Sign up now.





## WHAT'S NEW!

**Kits:** Mill Hill – Diamond Dotz – Butterfly, Round Ornaments – First Christmas, Let It Snow Man, Peace on Earth, Merry Christmas Tree, Home for Christmas, Tis the Season, Curly Girl sayings Taste in Friends, Journeys, On My Left, Stick of Butter; Lizzie Kate First part of Spirit of Christmas mystery sampler; **Other stuff:** Ginger – Limited Edition 4" embroidery scissors Lauren; Stamped – new doilies and dresser scarves and pillow cases; Red Heart Scrubby yarn; Sew Tasty – Thimbles five sizes PVC free plastic. **Fabric:** Springs Creative – John Deere juvenile panel, Barnyard Nursery; Studio E – 108" wide Americana Swirl; Henry Glass – I Still Love Snow flannel; Star Trek fat quarters.


**QUILTING:** Cool Cat Creations: Easy Peasy Quilt; **Barb Sackel:** Trolley Ave, Reflections; **Patch Abilities, Inc:** Teaching; **Phillips Fiber Art:** Prism Squared, **Annie's Books:** Potholders.

**CROSS STITCH:** Just Nan: Haunted Autumn Mouse in a House (Limited Edition), Tiny Owls Biscornu; Shepherd's Bush: Spooky Notes; **Blackbird Designs:** All the Hills Echoed (Loose Feathers), Bringing Good Cheer; **Little House Needlework:** Autumn ABC's; **Dames of the Needle:** Halloween March Drum, Let Freedom Ring Drum; **JBW Designs:** Sing a Song of Christmas IV, V, VI, Little Red Sleds; **Needle's Notion:** Happy Harvest; **Waxing Moon Designs:** Wicked Witch and Grumpy Toad; **Long Dog Samplers:** Death By Cross Stitch, Life After "Death"; **Lizzie Kate:** Autumn Smalls, Tiny Tidings XXII w/ embellishments, The Elves Did It Santa '17, Celebrate with Charm Thank; **Bobbie G Designs:** My Sewing Treasures; **The Drawn Thread:** Welcome Christmas, Welcome Halloween; **Heartstring Samplers:** Schoolhouse Coverlet Pin Drum; **Abby Rose Designs:** Read Me a Story; **Threadwork Primitives:** Quaker Clover Pinwheel; **Heart in Hand:** Bird in Hand Halloween and Thanksgiving, Halloween Night; **Scissor Tail Designs:** Autumn Whimsies, Shades of Autumn; **Stoney Creek:** Santa's Hunting Stocking, Love Snowfriends Banner; **Vickery Designs:** America's Finest, Navy, Army, Marines, Air Force, Coast Guard; **Kit & Bixby:** On Halloween Night; **Rosewood Manor:** Parchment Tapestry, Twinkle Twinkle; **Plum Street Sampler:** A Thousand Hills, Berry Cottage, Sampler House 3 & 4; **Mirabilia Designs:** Lady of Mystery; **Just Cross Stitch:** 2017 Christmas Ornament Issue; **Collective Stitch:** 2017 Collection of designs.

**OTHER:** Canvas: Laura J Perin: – Halloween Ornaments; **Blackwork:** Brodeuse **Brossane:** – Aragon.

Happy Stitching!

Karol



Copyright 2002 Nessy Lynn's, All rights reserved

NESSY \*

LYNN'S

Route 1 Box 137

Formoso, Kansas 66942

1-785-794-2203

Let Your Light Shine!

70w x 41h

Fabric: Stitched over 2 on 28 count Buttermilk Linen using 2ply floss.

Symbol	DMC	Floss Name
K	310	Black
.	727	Topaz-Very Light
6	741	Tangerine-Medium
+	743	Yellow-Medium
/	746	Off White
o	761	Salmon-Light
x	827	Blue-Very Light
v	966	Baby Green-Medium

Backstitch using 1 ply: #741-Sun, #966-words Let Your, #743-words Light Shine.

This design may be reproduced for newsletter or handout. It is not to be sold or kitted.



## SIT AND STITCH – COME AND JOIN US!

Upcoming "Sit and Stitch" will "officially" be on September 28<sup>th</sup>, October 19<sup>th</sup> and November 30<sup>th</sup>. During this time you can come to the shop and work on whatever project needs the most attention. If you need any assistance or have questions how to do things, I can help you with those as well.

**Thank you** to Red Heart, Nussy Lynn's and Handblessings for the complimentary patterns.

**CLASSES:** If you would like to learn some specific technique or work on a specific project, let me know. We will schedule a custom class at your time choice and expertise level.

These are some of the classes we have offered before: counted cross-stitch, beyond cross-stitch which would include adding specialty stitches, stamped cross-stitch/embroidery, canvaswork - needlepoint, hardanger, pulled thread, drawn thread, bargello, petite point on silk gauze, knotted work, smocking, temari balls, knitting, crochet, duplicate stitch, myreshka drawn work, tatting, bridge stitching (darning stitch), beadwork (peyote, herringbone, right angle weave, square stitch, brick stitch), huck embroidery (Swedish weaving), Brazilian embroidery, silk ribbon embroidery, punch needle, locker hook, stumpwork, blackwork, beginning piecing for quilting, paper piecing for quilting, fusible applique, crazy quilts, bargello quilts, felt applique, free lace for scarves/shawls, framing and mounting tips, finishing pillows, finishing standups, finishing in a box shape, tassels, etuis, stitch notebooks. Just let me know your pleasure.

**Newsletter Delivery:** If you would prefer an email when it is posted on our web site rather than receiving a mailed copy – save paper and postage, let me know. You will receive a blind copy sent to me, Karol Simmer, so no one else sees your address, with the link to the web page. We do not share any of our customers' contact information with anyone. Please be sure to allow/approve emails from karol@myfiberworks.com so they don't get rejected or end up in your spam folder.



LW5678



crochet

Designed by Kara Gunza

What you will need:

RED HEART® Scrubby™, 1 ball  
982 Zesty A

COATS® Crème de la Crème™:  
1 ball 935 Taffy Stripes  
Ombre B

Susan Bates® Crochet Hook:  
5mm [US H-8]

Yarn needle

**GAUGE:** Gauge is not critical  
for this project.

## BUY YARN



RED HEART®  
Scrubby™, Art. E833 available in  
solids 3.5 oz (100  
g), 92 yd (85 m),  
prints 3.0 oz (85  
g) 78 yds (71 m)  
balls

## BUY YARN



COATS® Crème de  
la Crème™, Art. 149  
available in solid  
color 125 yd and  
shaded color 98  
yd balls



## Flower Power Scrubby

Put a little oomph in your dishcloth!  
This Scrubby flower is crocheted with  
textured Scrubby Cotton in the center  
and then edged with a scallop of smooth  
cotton yarn in a matching multi color.  
It's perfect for use in kitchen or bath!

Scrubby measures 5" (12.7 cm) in  
diameter.

## FLOWER

With A, ch 3; join with slip st in first ch  
to form a ring.

**Round 1:** Ch 1, 6 sc in ring; join with slip  
st in first sc—6 sc.

**Round 2:** Ch 1, 2 sc in each st around;  
join with slip st in first sc—12 sc.

**Round 3:** Ch 1, 2 sc in first st, sc in next  
st, \*2 sc in next st, sc in next st; repeat  
from \* around; join with slip st in first  
sc—18 sc.

**Round 4:** Ch 1, 2 sc in first st, sc in next  
2 sts, \*2 sc in next st, sc in next 2 sts;  
repeat from \* around; join with slip st in  
first sc—24 sc.

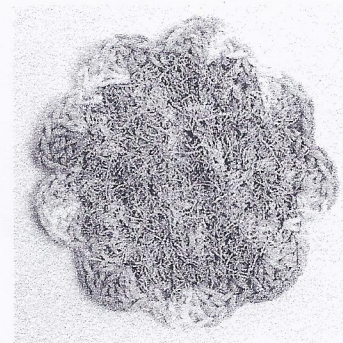
**Round 5:** Ch 1, 2 sc in first st, sc in next  
3 sts, \*2 sc in next st, sc in next 3 sts;  
repeat from \* around; join with slip st in  
first sc—30 sc.

**Round 6:** Ch 1, 2 sc in first st, sc in next  
4 sts, \*2 sc in next st, sc in next 4 sts;  
repeat from \* around; join with slip st in  
first sc—36 sc. Fasten off.

**Round 7:** With right side facing, join B  
with slip st in any st, ch 1, sc in same st  
as join, skip next st, 5 dc in next st, \*skip  
next st, sc in next st, skip next st, 5 dc in  
next st; repeat from \* around, skip last  
st; join with slip st in first sc—9 sc and  
45 dc. Fasten off.

## FINISHING

Weave in ends.



## ABBREVIATIONS

A, B = Color A, Color B; ch = chain(s);  
dc = double crochet; sc = single crochet;  
st(s) = stitch(es); \* = repeat whatever  
follows the \* as indicated.



2015 - 2017  
WOMEN'S CHOICE AWARD™  
AMERICA'S MOST RECOMMENDED  
YARN BRAND



# NEWSLETTER SUBSCRIPTION REMINDER:

Please note the date on your mailing label. Your subscription will expire a year after that date unless you let me know you would like to keep receiving the newsletter. Please keep me advised of any address changes, as well. Thank you!

Fiberworks  
108 E Bremer Ave  
Waverly, IA 50677



Pop Up Hop  
October 25-28



STANDARD  
PRESORT  
U.S. POSTAGE  
PAID  
PERMIT NO. 37

24<sup>th</sup> Anniversary Celebration  
Sept 19-23

Return Service Requested



*Handblessings*

[www.handblessings.com](http://www.handblessings.com) [handblessings@att.net](mailto:handblessings@att.net)

Gingerbread House 2017 Free Promotion

## # 6 Apple House

Eileen Gurak Needlework Design

Copyright 2017©

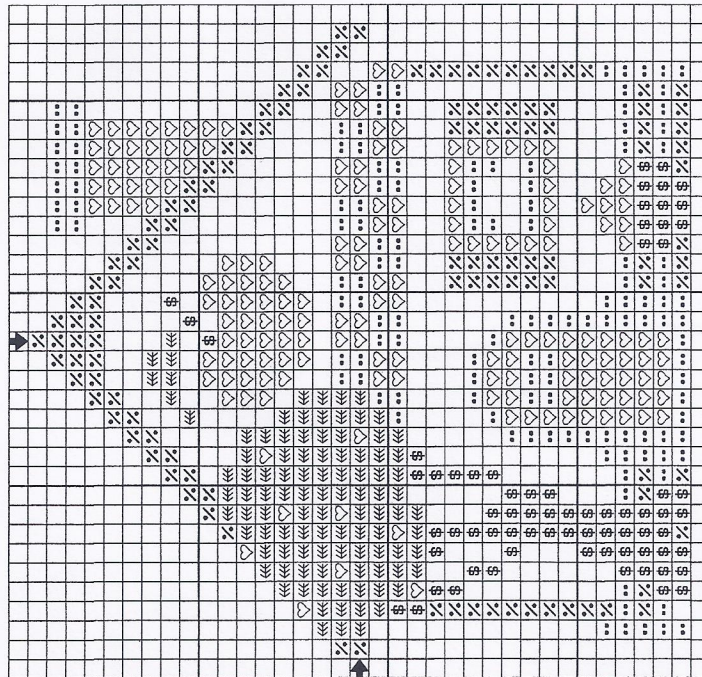
Stitch count: 33 x 35

Fabric: 14 count Brown Perforated Paper Paint Mill Hill

Floss: DMC #8 Pearl Cotton one strand

.. 5200 White ♥ 666 Bright Red \$ 920 Medium Copper % 703 Chartreuse << 699 Green

Charm: An optional 12 charm packet (one for each House) is available at your stitch shop. Place the Small flower on the chimney.



Our Gingerbread Houses are quick, easy and simple to make. The ornaments can be hung thought out the year and/or on the Christmas tree. They would make a thoughtful little something to put in a birthday, get well or thinking of you card. See a picture of all the Gingerbread Houses on the Handblessings website [www.handblessings.com](http://www.handblessings.com) Charms are available at your stitch shop  
This chart may be copied & distributed only by needlework shops for free promotional purposes.