

FIBERWORKS - THE FLYING NEEDLE

April 2018

319-352-5464

Vol. 25 No. 4

Out of local area use 1-800-307-4103.

E-mail: info@myfiberworks.com Web site: www.myfiberworks.com



Love to Shop Hop Trail: It's coming soon – April 18 – 21 shops will have hop hours from 10:00 – 5:00 each day. Pick up your passport at the first stop and get it stamped (with a purchase) at all six shops. Turn the completed passport in at the last stop for a bundle of six fun fabrics. We used some


leftovers to make a table runner as a model. Participating in the hop besides Fiberworks, are Dralle's in Greene, Prairie Rose in Clarksville, Jen's in Aplington, Crazy to Quilt and Lulijune's in Cedar Falls. Fill the car up and have a ball touring on the route! Hopefully the snow will be gone by then and Spring will actually feel like it is here.

Upcoming events: May Flower Sale on the 15th through 19th. Anything with flowers on it will be 15% off – patterns, fabric, scissors and kits.

All Iowa Shop Hop: This event starts June 1st and runs the whole month of June. In cooperation with this hop, we will be open on Mondays from 10-5 during June only. The limited edition fabric should be arriving soon as will the AISH magazine with passport, patterns and directory included – only \$6.00. This makes a great reference tool all year long..

IOWA SHOP HOP 2018


PROUDLY SPONSORED BY WINDHAM FABRICS



Row By Row: This one also starts in June (21st) and goes until Sept 4th – the day after Labor Day. The theme for this year is Sew Musical. I can't wait to see what Three Jars Full comes up with for our row. Remember during the hop you can stop in and get a free pattern for the row or purchase a kit. After the hop is over, the pattern will no longer be free but will be available for purchase. The first person back to a shop with a finished quilt using at least 8 different rows will get a prize of 25 fat quarters and maybe something extra.



2018 Collective Stitch: For cross stitchers, we have not left you out of the event cycle. Winter is the theme for our pattern – something about SNOW. I am working on the model now. This one runs from June 1st till August 31st and new are sponsors Just Cross Stitch Magazine and Sulky Threads that will be giving out prizes. Be sure to leave your name and contact information when you get your pattern.

Construction once more: It has started again on Bremer Ave with the state redoing the highway. This time they will start in front of our store and work east up the hill to 8th Street. You will always be able to get in the front door as they are supposed to leave a four foot section of sidewalk intact. There will be no parking on the street for 8 blocks as the traffic may be driving in the parking lane during construction. There should always be one lane open in both directions as before. You are welcome to park in spot #13 in the lot behind the store and use the back entrance. It has a sign on the fence to mark which one is Fiberworks'. The only place you can turn either north or south on the east side of the bridge is on First Street to get behind the stores on either side. There is now a green left turn arrow on that traffic signal. Remember we can mail you anything you need if you don't want to venture in, but we are still accessible. Not real happy about this for the third year in a row but we have no control over road construction ☺.



TECHNIQUE TIP: Specialty Beads

Since I was talking about beading last time, I will continue on the subject with sharing some of the fun shaped beads you can use to make your pieces. The hot trend right now is a two-hole bead. These are larger than the traditional seed beads and work up fairly quickly. Most are made in the Czech Republic and are made from glass. While not available in as many colors as seed beads, there are lots of finishes to choose from. Some are two colored beads with one color on one side and another on the other side. These you can use to make a unique look on both sides for a different effect or just let them be random in placement and let the colors fall where they may. Two-hole beads come in a variety of shapes including triangles, hexagons, circles, squares, hourglass, pellets, kites, flat rounds, peanuts, paisleys (like a comma), half-moons, crescents, pyramids, teardrops, octagons, bricks, cylinders, butterflies, diamonds, ovals, dog bones, daggers, and spikes to mention a few. The Trinity (looks like a fidget spinner) and Beam beads have three holes. The Quadratile (square) and Quadralentil (flat round) have four holes. The holes may be from front to back or may be through the sides of the beads. Several work well to nestle together with themselves or other shapes to make a "fabric" of beads. For example, the Gem Duo diamond shapes fit together nicely for a band for a bracelet that can be accented on the outer edges with seed beads or round or bicone sparkly beads. The crescent shape of the Arcos Par Puca, when put mirror image with itself, leaves a nice spot to put a smaller round bead in the middle hole that is made. Try some shaped beads to experiment with to make your beading projects more interesting.



FIBERWORKS - THE FLYING NEEDLE - PAGE 2

WHAT'S NEW!

Kits: Mill Hill – Laurel Burch Celestial collection, Autumn Harvest seasonal ornaments – Mummy, Fall Tree, Hot Cider, Moonlit Night, Harvest Barn, Pizza Slice; Shepherd's Bush kits – Chocolate and Sage Snowmen, Merry Wishes, Filled With Love, Making Spirits Bright Pin Cushion, Little Red House Tin, There Dwells My Heart; **Other stuff:** Ever Sewn – Nest sewing table; Lady Dot Creates – Trims - chenille, eyelash chenille, rick rack, mini pom poms, ribbon; Bosal Stitch & Steam; Lazy Girl – Dream Fusible Fleece, Slicker iron-on Glossy Vinyl; Lion Brand Yarn – Keppi yarn, pattern and pompom to make a hat; Huneywood – frame for Lizzie Kate's Spirit of Christmas Mystery Sampler; Gypsy Quilter – Peels Spool Hugger; Dritz – Repair Needle set (carpet, leather, upholstery, sail, canvas); Darice – Floss Bobbin Winders, Floss Organizer Box with 50 plastic bobbins. **Stamped** – more doilies and pillow cases, baby quilt blocks. **Fabric:** Quilting Treasures – Penelope (floral); Blank – Covered Bridges, Morning Mist, Urban Legend, Tool Time; Riley Blake – Pre-printed quilt tops just add borders and pre-fused appliques to spiff it up – Game Day and Dreams & a Wish; Henry Glass – When I Am Big; Studio E – Red, White And Starry Blue. **Cross Stitch hand-dyed fabric:** Weeks Dye Works – 32 ct Morris Blue linen, 20 ct Putty linen; Picture This Plus – 28 ct Legacy Cashel linen, 28ct Doubloon Lugana evenweave. **Rulers:** Creative Grids – House ruler, 15 degree triangle, Curvy Log Cabin; Jaybird Quilts – Hex n More; Sew Kind of Wonderful – Quick Curve ruler; EZ Quilting – Circle Cut 2-10"; Judy Hopkins – Scrapmaster Plus; Karen Kay Buckley – Perfect Adjustable ruler 3" or 6" wide - snaps together to make 6, 12, 18 and 24" long; From Marti Mitchell – My Favorite Log Cabin ruler 1 & 2" or ¾ & 1 ½".

QUILTING: Little Cluck Cluck Sew: Summer Runners; **Pine Tree Country Quilts:** Farmall Show; **Jaybird Quilts:** Gazebo Table Topper; **Quilt Country:** Jelly Roll Bargello.

CROSS STITCH: **Just Nan:** Cloverly's Bunny Bungalow (Limited Edition); **Shepherd's Bush:** Travel Trifles, Spring Notes; **Blackbird Designs:** Pleasure of the Fleeting Year (Loose Feathers), Shall I Compare Thee to a Summer Day, And Blossom As the Rose, Deck the Halls; **Little House Needlework:** Spring ABC's, Farmhouse Christmas first 3 of series Little Red Barn, Horsin' Around and Grandpa's Pickup; **Abby Rose Designs:** Spring is Here, Long May She Wave 1; **Heartstrings Samplers:** Festive Little Fobs 2 & 3 Queen Bee Pincushion; **Lizzie Kate:** Spring Smalls; **Homespun Elegance:** Snowy Friends, Santa Please Fill My Stocking, Yule Be Merry; **Heart in Hand:** Bird in the Hand Winter & Spring, Redbird Samper, Land I Love; **Long Dog:** The Wishing Tree; **MTV Designs:** Christmas Star Pincushion; **Mirabilia Designs:** Sun Goddess; **Plum Street Samplers:** Noah's Christmas Ark I & II ornaments, Woolemina, Milk & Cream Co, Hundred Ways, Soul Sisters; **Stoney Creek:** House of Treasures, State Birds, Christmas Around the World, Best Time Merry Christmas, Noah's Babies; **The Stitchworks:** Snowman Wishes, Doggie Love; **Sue Hillis Designs:** Buttons and Lace, Merry Noel; **With Thy Needle & Thread:** Basket Full of Springtime, Have Ye Any Wool, Blessed Bee; **Pineberry Lane:** Little Shamrocks; **Scissor Tail Designs:** Spring Whimsies; **Foxwood Crossings:** Rudolph Flight School, Backyard Visitors; **Bobbie G Designs:** My Soul is Fed, Dreaming, Summer Delights, Farm Livin', Sewing Mends My Soul; **Chessie & Me:** Quaker Work Tray; **Erica Michaels:** Lucky, Sweet Freedom and Peacock Party Berries, Sisters Together, Little Flock; **Jeannette Douglas Designs:** Spring Pincushion, Star Center Quilt; **La D Da:** Awake My Soul, B is for Bunny; **Lila's Studio:** Holiday Quaker; **Praiseworthy Stitches:** Jingle All the Way; **Rosewood Manor:** Christmas Quilts, Hidden Tulips, Leeds House Sampler; **The Scarlett House:** School Days; **Scattered Seeds Samplers:** Spring Gathering; **Threadwork Primitives:** Painted Thread Sampler; **Vickery Collection:** Graphique La Fleur, Santa's Ready; **Jardin Prive:** Patchwork Ete, Patchwork Printemps, Patchwork Hiver, Patchwork Automne, Patchwork Cats; **JBW Designs:** Ode to Britain.

Canvas – Needle Delights Originals: Razzmatazz, Holiday Delights – Easter, Patriotic Logs, Cobblestones

Happy Stitching!

Karol

SIT AND STITCH – COME AND JOIN US!



Upcoming "Sit and Stitch" will "officially" be on April 26th May 31st June 28th. During this time you can come to the shop and work on whatever project needs the most attention. If you need any assistance or have questions how to do things, I can help you with those as well.

Thank you to Lizzie Kate and Hand Blessings for the complimentary patterns.

CLASSES: If you would like to learn some specific technique or work on a specific project, let me know. We will schedule a custom class at your time choice and expertise level.

These are some of the classes we have offered before: counted cross-stitch, beyond cross-stitch which would include adding specialty stitches, stamped cross-stitch/embroidery, canvaswork - needlepoint, hardanger, pulled thread, drawn thread, bargello, petite point on silk gauze, knotted work, smocking, temari balls, knitting, crochet, duplicate stitch, myreshka drawn work, tatting, bridge stitching (darning stitch), beadwork (peyote, herringbone, right angle weave, square stitch, brick stitch), huck embroidery (Swedish weaving), Brazilian embroidery, silk ribbon embroidery, punch needle, locker hook, stumpwork, blackwork, beginning piecing for quilting, paper piecing for quilting, fusible applique, crazy quilts, bargello quilts, felt applique, free lace for scarves/shawls, framing and mounting tips, finishing pillows, finishing standups, finishing in a box shape, tassels, etuis, stitch notebooks. Just let me know your pleasure.

Newsletter Delivery: If you would prefer an email when it is posted on our web site rather than receiving a mailed copy – save paper and postage, let me know. You will receive a blind copy sent to me, Karol Simmer, so no one else sees your address, with the link to the web page. We do not share any of our customers' contact information with anyone. Please be sure to allow/approve emails from karol@myfiberworks.com so they don't get rejected or end up in your spam folder.

Handblessings

www.handblessings.com handblessings@att.net

Gingerbread House 2017 Free Promotion

3 Quilt House

Eileen Gurak Needlework Design

Copyright 2017©

Stitch count: 38 x 36

Fabric: 14 count Brown Perforated Paper Paint Mill Hill

Floss: DMC #8 Pearl Cotton one strand

•• 5200 white

× 703 Chartreuse


γ 728 Topaz

// 995 Dark Electric Blue

⊥ 894 very light carnation

Charm: An optional 12 charm packet (one for each House) is available at your stitch shop. Place the

Scissor charm on the quilt on the roof pike.

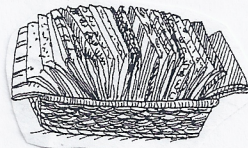


Our Gingerbread Houses are quick, easy and simple to make. The ornaments can be hung throughout the year and/or on the Christmas tree. They would make a thoughtful little something to put in a birthday, get well or thinking of you card. See a picture of all the Gingerbread Houses on the Handblessings website www.handblessings.com Charms are available at your stitch shop. This chart may be copied & distributed only by needlework shops for free promotional purposes.

NEWSLETTER SUBSCRIPTION REMINDER:

Please note the date on your mailing label. Your subscription will expire a year after that date unless you let me know you would like to keep receiving the newsletter. Please keep me advised of any address changes, as well. Thank you!

Fiberworks
108 E Bremer Ave
Waverly, IA 50677




Love to Shop Hop Trail
April 18-21

STANDARD
PRESORT
U.S. POSTAGE
PAID
PERMIT NO. 37

Return Service Requested

June 1-30 All Iowa Shop Hop



Remember Me

Stitch Count: 36 W x 36 L

Fabric: 25 count Natural Floba (or any light or natural colored fabric)

Symbol	Sampler Threads	DMC	Anchor
X	bluejay	322	978
/	evergreen	502	877
■	midnight	930	1035
○	pink azalea	899	52

Lizzie★Kate

Lizzie★Kate, Inc./ 2901 Oriole / Wichita, KS 67204 / Phone-Fax: (316) 832-0501 / www.lizziekate.com

This design may be reproduced for newsletter or handout. It is not to be sold or kitted. Copyright 2002 Lizzie★Kate, Inc.™