

FIBERWORKS - THE FLYING NEEDLE

September 2018

319-352-5464

Vol. 25 No. 6


Out of local area use 1-800-307-4103.

E-mail: info@myfiberworks.com Web site: www.myfiberworks.com



25th Anniversary Celebration: Join us for 10%, 15% or 20% off your entire purchase Sept 18-22. (Applies to regular priced items only). Just draw a treat off the tree to see what


your discount will be. This year's party favor is a zipper pouch to keep your stitching supplies all together.



Block of the Month: I am starting to get the fabric in for this design from Wing and a Prayer called Tonga Nature. It is done in batik fabrics in green and gold for the border with beige backgrounds and accent colors. It should be a cheery, beautiful piece when finished. Cost is \$19.50 for 12 months. Call or email to reserve your kit.

Harvest Hop: Fabric lovers this one is for you. It starts October 3rd through the 6th. Get your passport from one of the 6 shops at your first stop, visit all the shops for a stamp (with purchase) and turn it in at the last shop for a free six yard fabric bundle. New this year, at every shop that you spend \$20.00 or more, you will get a \$5.00 coupon to use at that shop during the month of November. So you win twice – during the hop with a bundle of fabric and the next month with \$5.00 to spend! Participating shops include Fiberworks Needlework Shop, Waverly; Prairie Rose Fabrics, Clarksville; Dralle's, Greene; Jen's Needlework, Aplington; Crazy to Quilt and Luli June's in Cedar Falls.

Upcoming event: Christmas Open House will be Saturday, November 17th from 9-4. Stop in for in-store specials and maybe something chocolate! Shop Waverly first for the holidays. Many of the stores in town will have specials this weekend.



TECHNIQUE TIP:

I happen to pull out one of my reference books to look at a Bargello vest that is on my bucket list - Anna Pearson's Needlepoint Stitch By Stitch. She calls her book a complete course in needlepoint with lovely projects for every level. Included are instruction and projects in tent stitch, Florentine stitch, cross stitch, pulled thread and stitchery. There is also a chapter on history. Here is an excerpt from 1800th century US : In the early days of the American colonies the women, especially in rural areas, had to produce the fabric and yarn before they could even sew; they had to rear sheep for wool or grow flax for linen thread and then spin it. Little wonder that worn clothes were constantly repaired or remodeled, then cut down into smaller garments, using all the bits that were still all right, and finally they were cut into patches for bed quilts. Even in towns cotton was very expensive as it was not until the mid-nineteenth century that it was successfully grown in the US. Girls were prepared for marriage by attending local classes in a woman's home where they would learn needlework and knitting, and possibly reading and a little arithmetic. After 1750 some sewing schools began to offer dancing, drawing and sometimes English and French. Samplers of increasing complexity were the normal project for young ladies were long and narrow and worked on linen. The period of the finest American needlework was from 1700-1780, worked by women of the prosperous classes who enjoyed canvas work, crewel, lace and silk embroidery, embellishment for clothing and pocket books or purses were very popular and chairs and upholstered pieces appealed to the even more ambitious. A wife could help convey the level of her family's prosperity and social standing and add immeasurably to the comfort and style of the household with her needlework...for more refer to Anna's book.

FIBERWORKS - THE FLYING NEEDLE - PAGE 2

WHAT'S NEW!

Kits: Mill Hill – Sticks kits – Make Things Grow, Be Sweet, With a Cat, Dogs Smile; Beaded ornaments – Snowman Greetings, Royal Snowflake, Icy Evergreen, Christmas Poinsettia, Midnight Snowflake, Crimson Cardinal. **Other stuff:** Klasse – Copper scissors and thread cutter; Gentle Art Samper threads Storm Clouds, Coral Reef, Putty, Driftwood; Weeks Dye Works floss – Roasted Figs, Santa Cruz, Bee's Knees, Oyster; Heart in Hand – Heartware bowls for finishing. **Fabric:** Quilting Treasures – 5 Alarm; Blank – 5 Alarm Fire with a juvenile book panel; Kanvas (Benartex) – Love American Style, Let's Party; Henry Glass – Circle Play backing fabric; Studio E – School Zone; RJR: Sewing 101. **Ruler:** Super Sidekick. **Ever Sewn:** newest model sewing machine Sparrow #310.

QUILTING: Annie's Quilting: More Quick and Easy Quilts for Kids, precut Table Runners & Toppers; **Design Originals**: Simply Strips & Squares; **Heat Press**: Build As You Go; **Art To Heart**: Table Please; **Leisure Arts**: Fat Quarter Bags; **That Patchwork Place**: Seems Like Scrappy, Sew Many Gifts, Crazy at the Cabin; **Stashbooks**: Sew Small, Scrap Patchwork, Perfect Patchwork Bags; **C & T Publishing**: Playtime Naptime Anytime Quilts; **Cico Books**: Old Quilts New Life; **The Taunton Press**: Cut the Scraps!, **Kansas City Star Quilts**: Fantastic Stash Quilts; **Search Press**: The Encyclopedia of Quilting and Patchwork Techniques. (some of these are marked ½ price – check it out)

CROSS STITCH: Just Nan: Witching Hour Cube, Hazel Fun Witch Mouse; **Blackbird Designs**: Summer Beaming Forth (Loose Feathers); **Little House Needlework**: Farmhouse Christmas Farm Folk (#8); **Abby Rose Designs**: Blessings Be Upon This House; **Cottage Garden Samplings**: Halloween Sampler; **The Needle's Notion**: Fine Pair; **Homespun Elegance**: Alphabet Pillow; **Heart in Hand**: Bird in the Hand Autumn, Hocus Pocus Halloween, Harvest on Dahlia Ridge, Wee One - Santa 2018; **Plum Street Samplers**: Noah's Christmas Ark IV ornament, Cow Pile, Scary One, Hen Peck; **Stoney Creek**: Peace in the Manger; **With Thy Needle & Thread**: To Thee From Me, Strawberries & Stripes; **Waxing Moon Designs**: Halloween House Trio; **Nikyscreations**: Sheepish Needlebook; **Erica Michaels**: Scary Berry, O Tannebaum; **Hands On Designs**: Live Within Your Harvest; **The Scarlett House**: Hannah's Brownstone; **Imaginating**: Let's Visit the South, Let's Visit the Southwest, Let's Visit the Northwest, Let's Visit the Midwest, Happy Pawlidays, Let's Visit New England, Let's Run, Let's Ride, Let's Gallop, Let's Have Fun at Grandma's.

Embroidery: Stackpole Books: An Embroidered Christmas.

Counted Canvas: Always in Stitches – Patriotic Trio, Dancing Diamonds.

Happy Stitching!

Karol

SIT AND STITCH – COME AND JOIN US!

Upcoming "Sit and Stitch" will "officially" be on October 18th, November 29th, and December 27th. During this time you can come to the shop and work on whatever project needs the most attention. If you need any assistance or have questions how to do things, I can help you with those as well.

Thank you to: Hand Blessings for the complimentary pattern. If you have had half of the rain we have lately, you need an umbrella or a boat ☺.

CLASSES: If you would like to learn some specific technique or work on a specific project, let me know. We will schedule a custom class at your time choice and expertise level.

These are some of the classes we have offered before: counted cross-stitch, beyond cross-stitch which would include adding specialty stitches, stamped cross-stitch/embroidery, canvaswork - needlepoint, hardanger, pulled thread, drawn thread, bargello, petite point on silk gauze, knotted work, smocking, temari balls, knitting, crochet, duplicate stitch, myreshka drawn work, tatting, bridge stitching (darning stitch), beadwork (peyote, herringbone, right angle weave, square stitch, brick stitch), huck embroidery (Swedish weaving), Brazilian embroidery, silk ribbon embroidery, punch needle, locker hook, stumpwork, blackwork, beginning piecing for quilting, paper piecing for quilting, fusible applique, crazy quilts, bargello quilts, felt applique, free lace for scarves/shawls, framing and mounting tips, finishing pillows, finishing standups, finishing in a box shape, tassels, etuis, stitch notebooks. Just let me know your pleasure.

Newsletter Delivery: If you would prefer an email when it is posted on our web site rather than receiving a mailed copy – save paper and postage, let me know. We are beginning to use Mail Chimp to send the newsletters by email so you can manage your subscription through them. We do not share any of our customers' contact information with anyone. Please be sure to allow/approve emails from karol@myfiberworks.com so they don't get rejected or end up in your spam folder.



Heads up on holiday hours: We will close at 3:00 on November 21st and not be open on Thanksgiving, Nov 22nd. We will also be closed on Christmas, December 25th. and New Year's Day, January 2nd.

New Web Site Update: I have been working on the new site to get the information more accurate as to actual quantity in stock to show. When it was migrated it showed everything automatically as in stock, which may not be totally accurate. Reminder - I will send an invoice to you by email when you order items after I have figured the shipping cost. You then have the option to use a credit card or bank account to pay the bill through Paypal. It is not necessary to have a Paypal account set up to pay through them. You may pay as a guest. If you choose not to go through Paypal, after you place your order, give us a call and we can take your card number over the phone and run it manually as we do now.

NEWSLETTER SUBSCRIPTION REMINDER:

Please note the date on your mailing label. Your subscription will expire a year after that date unless you let me know you would like to keep receiving the newsletter. Please keep me advised of any address changes, as well. Thank you!

Fiberworks
108 E Bremer Ave
Waverly, IA 50677

25th Anniversary Celebration
Sept 18-22

Harvest Hop Oct 3-6

STANDARD
PRESORT
U.S. POSTAGE PAID
PERMIT NO. 37

Return Service Requested

www.handblessings.com handblessings@att.net

handblessings


#e Tiny with an Umbrella

Eileen Gurak Needlework Design Copyright 2015© Stitch count: 41 x 58

Fabric: 28 count White Even-weave, Lugana, Jobelan, linen or 14 count Aida
 Floss: Model stitched with Splendor two strands over two threads

	Splendor	DMC	Anchor	Sullivan's
◆ Black	S801	310	403	45053
• white	S800	3865	275	45463
↑ Yellow	S877	3821	298	45170
∕ Blue	S865	3844	1089	45442
# Brown	S842	3826	365	45423

Straight stitch Tiny's little beak as shown.



Rainy days and Monday's may get some people down but not Tiny. He opens his bright blue umbrella and starts to sing in the rain! I bet he will cheer you up on a rainy day. See Tiny on our website, www.handblessings.com Charms are available at your stitch shop.

This chart may be copied & distributed only by needlework shops for free promotional purposes.