

FIBERWORKS - THE FLYING NEEDLE

JAN-FEB 2021


319-352-5464

Vol. 28 No. 2

Out of local area use 1-800-307-4103.

E-mail: info@myfiberworks.com Web site: www.myfiberworks.com

American Glory



Finished quilt 61 1/2" x 82" designed for 8 month block of the month program to ship in October 2020 featuring Wilmington Prints Essentials.

American Glory BOM:


This one is ready to go. The model is almost done so you can come in and look at the beautiful fabrics they used. Cost is \$18.25 for each of eight months and includes patterns and fabric for the front and binding. Finished size is approximately 61 1/2" x

82" (twin-sized) and features Wilmington Prints Essentials. Call or stop in to get your name on the list – we are always glad to mail blocks to you.

Super Bowl Sunday – Not: Because of the Covid 19 virus we will not have an instore sale on this day. It is difficult to be physically distanced where there are many people in the store at the same time. Probably next year we will resume this tradition. **Masks that cover both nose and mouth are still required to shop in the store.**



© Cal Sportswear - reg 10/1/19



Snow reminder: If we have bad weather with snow involved, please call ahead if there is a question if we are open. I live seven miles out in the country and if the snow plow has not gone by our lane, I am not getting to the highway. I will also post on Facebook if I can't get into town.

February Sale: From February 16th thru the 20th enjoy 25% off anything with flags, stars and stripes on it in honor of President's Day.



March Sale: March 16-20 we will offer all quilting pattern books at 25% off.

April Sale: April 13th–17th Buy one fat quarter and get a second one for half off - stock up!



TECHNIQUE TIP:

Since we have had new or renewed stitchers join the cross stitch journey, I will review how to decide what size fabric to start a project with. Most designers will include a stitch count of height and width on their patterns, let's say 125 x 235 for an example. The size fabric you will need depends on what thread count you are using and what kind of a finish you are planning to use. If you are using Aida and going over one square then divide the stitch count by the count of the fabric. On 14 count the design size would be 8.9", which I would round up to, 9" by 16.78" which goes to 17". On 16 count the same design would be approximately 8" x 15". If you are using a fabric that is an evenweave or linen with a thread count of 18 or higher, you will probably be working over two threads. So using a 28 count fabric would give you the same size design as 14 ct. and 32 count the same as a 16ct. because you will first divide the thread count by 2 before dividing into the stitch count. (You can work over just one thread if you want a smaller design and have good eyes or a good light and possibly magnifier 😊) Now that you have established the design size you will need to add on some space for finishing. If you are framing, add on the amount of space you want to show around the design plus any that will lie under a mat, if you use one, and enough to wrap around the mounting board to the back side. If you don't use a mat, 4" is the very least I would recommend (2" on each side, top and bottom) to be added to each dimension. 3" around is better or if you are using a single mat and 4" around if you are using a double or triple mat. For pillows or ornaments, less is needed for space around the design and a 1/2" seam allowance. It is better to have a little too much extra than run out and have to sew on a strip of fabric to get your piece mounted. On small pieces you might need to consider adding enough for it to fit in your hoop if you use one. For tech savvy people or if you forget how to do this manually, there is at least one app for smart phones to help you figure this out. One I found is called Fabric Calculator and is free at the app store.

Thank you to: X-Appeal Designs and Shepherd's Bush for the complimentary designs in this issue.

Still no classes scheduled in the store.

HAPPY • SNOWMAN

Designed by Tina Herman
© 2014

DIRECTIONS

Center and carefully stitch the design on your piece of linen.
You will need a piece of 30 count Periwinkle linen...9" x 11" (Weeks Dye Works)

CROSS-STITCH: 1 strand of floss over 2 linen threads.

Weeks Dye Works Floss:

	Williamsburg Blue (blues)		Ivy (greens)
	Red Pear (pinks)		Lancaster Red (Reds)
	Linen (creams)		Onyx (Black)
	Galvanized (greys)		

DMC:

839 (brown)

• Note: When you stitch with overdyed thread, please work each stitch individually. Threads are not colorfast.

Do not wash this project.

BACK STITCH: 1 Strand

Snowflakes: Linen

Hat: W. Blue

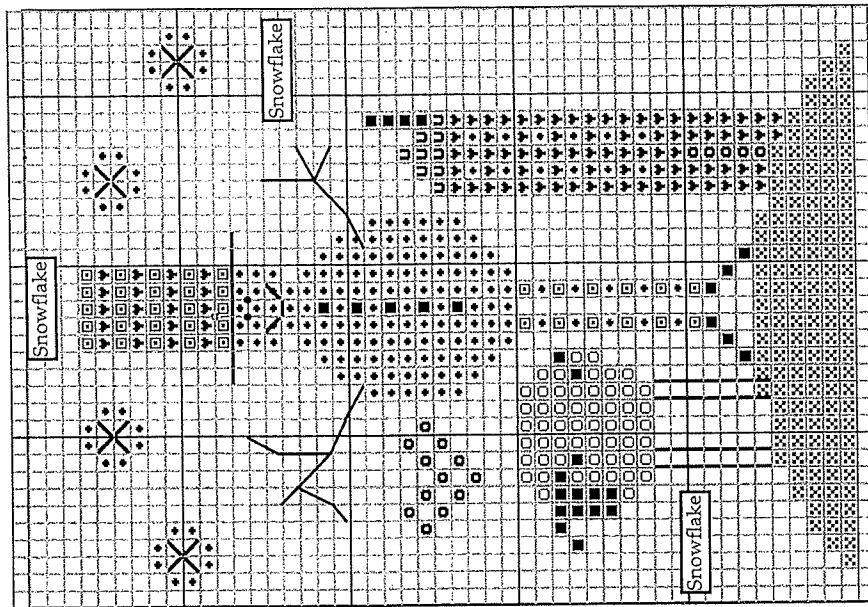
Arms: 839

Sheep legs: Onyx

EMBELLISHMENT:

Use 2 black petite beads (•) or french knots for your snowman's eyes using Onyx.
Stitch your little snowflake buttons above hat, next to right arm, and above grass at left.

Framing: Jill Rensel-801-627-3594



© Tina Herman 2014

Shepherd's Bush • 220 24th Street • Ogden, Utah 84401 • 801-399-4546 phone • 1-399-5097 Fax • www.shepherdsbush.net

WHAT'S NEW!

Kits: Mill Hill – Bead & Button kits – Dahlia, Garden Sampler, Rainbow Trout, Summer Cottage Main St., Ladybug on Daisy; Magnet/Ornament kits – Frosted Cake, Puzzled, Ella Phant (pink), My Sunshine; Jim Shore - Santas – Candy Cane, Gift Bearing, Winter Wishes; Snowmen - Feathered Friends, Gift Giving, Clean Sweep; Riolis - Blue Jays, Snowflakes, Beaded Eggs Spring, Gzhel, Khokholma, Cappuccino. **Other stuff:** Creative Grid rulers: Kitty Cornered, Folded Corner Clipper, Hexagon Trim; Soft & Stable – stabilizer 36" x 58"; Just Nan – Needle slide Swan Queen; Prim (Lori Holt) – Fat Quarters; Tuscany – Queen size wool batting; Faux Leather tubes – black, gray, brown, cork; Gypsy Quilter - Silicone Appli-Fuse mat; Jack Dempsey - stamped hand towels – Flag Star, Apple, Coffee Time; Zappy Dots – Magnetic needle tins Dream Create Inspire, Happiness is Homemade; It's Sew Emma – Scissor ID magnet clips; Sew Tasty - Bee and Ladybird retractable tape measures. **Cross Stitch Fabric** new colors: Charles Craft – 14 ct. Iridescent blue & 18 count Iridescent pink Aida in 15" x 18" tubes; Zweigart – 32 count Lugana in Wood Vintage and Atlantic Vintage; Wichelt - 32 count Icelandic Gray linen. **Quilting Fabric:** Marcus Fabrics – Four new Primo Batiks; Benartex – Cotton Shot Charcoal 108" wide, Barn Quilt Prints, Kanvas – Magic Unicorns; Sykel – Air Force Logo; Riley Blake – more Confetti Cotton solids; C & C – Wee Jungle panel and tossed animals; Blank – more Urban Legend colors, Morning Mist white on white, 108" wide Urban Legend backing; Studio E – 3 soft books.

QUILTING: **Shabby Fabrics:** A-Door-Naments (monthly), A Year In Words (pillows monthly); **Dragonfly Fiberart:** Courtyard; **GE Designs:** Slivers; **Moutainpeek Creations:** Zipped Up; **Pine Tree Country Quilts:** Strip-It! Runner Medley, Paradox Waves; **Cindi McCracken Designs:** Left Over Biscuits; **Cut Loose Press:** Maple Leaf Runner.

CROSS STITCH: **Bent Creek:** Noel, Cardinal, Turkey and Chick on an Egg (these used to be kits but are now just patterns); **Amy Bruecken Designs:** Warm Wooly Welcome Stitch Along #7 & 8, Santa Season, Best Present; **Bobbie G Designs:** Garden Gnomes; **Country Cottage Needleworks:** Home for the Holidays, Sampler of the Month Jan, Feb, Mar, ; **Cottage Garden:** Time for All Seasons It's Snow Time (begins a series); **Kathy Barrick:** Eight Tiny Reindeer; **It's Sew Emma:** Prim & Proper Cross Stitch, Prim Stitch Series #5 Beauty & Simplicity, #6 Home & Health, #7 Faith & Endurance, Stitch Cards Set G; **Blackbird Designs:** Feast of Friendship, Christmas Rose, Winds of Autumn, Tis Halloween; **Shepherd's Bush:** Martha's Stocking, New Year's Notes; **Hands On Designs:** Snow Much Fun A Banner Year, Let's Talk Winter; **Imaginating:** Happy Holiday Gnomes, Gnome Place Like Home; **Waxing Moon:** Monthly Trio April, May and June; **Stoney Creek:** 2020 Autumn magazine; **Tiny Modernist:** Christmas Dreams Parts 1-5; **Puntini Puntini:** When I think of February and March; **Just Nan:** Winter Mouse Scissor Roll L.E., Queen's Snowflake; **Luhu Stitches:** January and February Fling; **Stitching With The Housewives:** February and March Truckin' Along, Bee Mine, Be My Valentine; **Plum Street Sampler:** Rest a Wile, Sweater Weather, Ugly Sweater Weather, Falling; **Homespun Elegance:** Snow Joyful, Santa Loves Stitchers; **Needle Bling:** Santa Express; **Fairy Wool in Wood:** Rainbow Bridge.

Happy Stitching!

Karol

NEWSLETTER SUBSCRIPTION REMINDER:

Please note the date on your mailing label. Your subscription will expire a year after that date unless you let me know you would like to keep receiving the newsletter. Please keep me advised of any address changes, as well. Thank you!


Newsletter Delivery: If you would prefer an email when it is posted on our web site rather than receiving a mailed copy – save paper and postage. Go to our web site and sign up through Mail Chimp. You can send me an email to tell me you have switched to an email version so I can take you off the mailed version list. We do not share or sell any of our customers' contact information.

Fiberworks
108 E Bremer Ave
Waverly, IA 50677

Happy Valentine's Day
Stay Safe!

STANDARD
PRESORT
U.S. POSTAGE PAID
PERMIT No. 37

Return Service Requested



HUGS & STITCHES

by Abby Middleton

48 x 48

Stitched on 32ct (or 16ct)

Star Sapphire

Finished in a hanging Molly-made frame!

Cross Stitch-2 strands of Gentle

Arts Sampler Threads

Sampler Threads	DMC
-----------------	-----

⊖ Raspberry Parfait	816
---------------------	-----

+ Victorian Pink	899
------------------	-----

P Evergreen	320
-------------	-----

— Cotton Candy	819
----------------	-----

⊥ Pink Azalea	309
---------------	-----

BackStitch with 2 strands

X, O in heart - Cotton Candy

Courtesy of X-Appeal Designs

Hugs & Stitches to YOU!!!

1-800-634-6106