

FIBERWORKS - THE FLYING NEEDLE


MAY-JUN 2021

319-352-5464

Vol. 28 No. 4

Out of local area use 1-800-307-4103.

E-mail: info@myfiberworks.com Web site: www.myfiberworks.com



All Iowa Shop Hop:

Get your magazine with the passport, directory for shops and free patterns now so you can plan your route. You can reserve the limited edition fabrics that go on sale June 1. These include a Town Square panel that features famous landmark buildings in Iowa, a fun winter landscape with

the Iowa State quilt star and county names. There are also several coordinating prints that go with A Winter Tour of Iowa designed by Amanda Murphy. The hop lasts thru July 31st. We will be open on Sunday, June 13th from 12-4 for the NE Region special day. Each shop (86 in the whole state) has designed a 4" block to give to each participant that comes in during that time. It only takes 5 stamps to be entered into a prize drawing – more entries for completing a region or the whole state. Each shop will also have an in-store raffle drawing.

Next T.O.M. begins January 2022:

Instead of a block of the month to make a quilt, we will be doing a table topper of the month. These will include Riley Blake fabrics for the top and binding plus the pattern all assembled in a nice boxed package. Each month will be

designed by a different designer and be subject oriented by holidays in the month. It will start with April's topper so you have enough time to complete by the time the month is here. Finished size will be 36" x 36". Cost will be \$45.00 per month. **If you are interested in participating, I need to know by July 31st so kits can be ordered and assembled.**



June Sale: From June 15th-19th = 25% off one cut of counted cross stitch fabric.

July Sale: From July 20th – 24th = 25% off Hardanger patterns and kits.



TECHNIQUE TIP: Knit one, Purl two.

Which needle shall I pick? Knitting needles come in several different sizes and materials. Wooden ones are often made out of bamboo, rosewood or birch. We carry the Clover bamboos since that is a renewable source and think it feels better in your hands. The yarn doesn't slide off accidentally as easily as it can off metal needles. Other materials are various kinds of aluminum, stainless steel and plastic. Single point needles come in pairs and are probably the most used. They come in 0000 (like using toothpicks) up to 15 (like using a medium dowel – think lacey) and lengths of 9" or 13-14". I have used the quad 0s with #8 pearl cotton to knit a little necklace size purse – don't drop any stitches or they will be hard to recover. Circular needles where there is a needle on each end of a connecting cable can be used if you have more stitches than will fit on the single points. They come in sizes 0-8 in 9" and 0-15 in 16", 24", 29" and 36" lengths and 48" in 0-10.5. Double point needles are for knitting in a circle rather than back and forth rows like socks. They are pointed on both ends of one piece and come in sets of five. You can split the stitches on some of the needles and start knitting with extra needle. Using a marker of some kind so you know when you have completed a circular row is most helpful. Some sets are available that have interchangeable points so you can make whatever length you need with which point size you need. There are specialty needles that glow in the dark or are lighted so it is easier to see in low light settings. Most are round but some are square after the point to the end. Some brands offer different point styles or points that are made to prevent splitting the yarn.

Thank you to: Rainbow Gallery's Ruth Dilts for the poncho pattern, Liberty Street for Kaleidoscope Garden and Susan C. Saltzgiver Designs for the Patriotic Shield complimentary designs in this issue,

Still no classes scheduled in the store at this time. We are open for walk-in business, but we do ask that you still wear a mask while shopping in the store to protect other customers and staff.




Liberty Street Designs

PO Box 6687 Lawton, OK 73506-6687 580-248-0638

Kaleidoscope Garden

Design Size 32h x 32w

Melrose 28ct. 7594/100/55 White
by Zweigart



Copyright © 2002 by Liberty Street Designs designed by Sharon Regan

Weeks Dye Works


♥1191 Dried Sage

♦2274 Romance

\2336 Ultraviolet

Use 2 plies of floss for cross stitches and backstitching. Do the stems in long stitches of 1191. Backstitching is in the same color as the leaves or flowers that are being backstitched. You could frame this, make an ornament or repeat on a 4 squares of fabric to make a pillow.

This design is a courtesy of Norden Crafts who has permission to distribute it to shops that may copy. It may not be kitted or sold nor placed on web sights. All rights belong to Liberty Street Designs.



DMC Floss for Stitches: 2 strands

Symbol	Number	Color
.	1	White
♥	666	Christmas Red-BRT
☆	797	Royal Blue

DMC Floss for Backstitches: 1 strand

Number	Color	Use
820	Royal Blue-VY DK	Around shield

Mill Hill Petite Seed Beads: Size 15

Symbol	Number	Color	Use
●	40479	White	Shield

One copy of this design may be made for your own use.

This chart may not be used for profit in any way, in a kit, or to sell

28W x 35H on 14ct. 2x26" Antique White fabric.
Susan Saltzgiver Designs.

This free chart is being made available with compliments of Susan Saltzgiver Designs. Please see a collection of additional designs at www.CrossStitcheryShop.com

WHAT'S NEW!

Kits: Mill Hill – Winter Holiday pins/ornaments = Foxy, Letter to Santa, Joy Hope Love Tree, Santa Paws, Rocking Reindeer; Buttons and Beads = Cookie Jar, Beary Merry Christmas, Holiday Ride, Christmas Break, Christmas Village Café Grande; QT – Ombre Ripple Quilt; Riolis – Poppies, Cute Angel cross stitch; Riley Blake – Thomas (the tank engine) and Friends quilt kits and yard bundles of matching pieces. **Other stuff:** It's Sew Emma: Bee's Knees Book Stand, Big Dottie Project Bag, Prim retrackable tape measures 60" fabric covered in five different patterns; Stoney Creek – over-dyed floss Creek Colours; Creative Grids – Seam Guide rules 15" & 9"; The Gypsy Quilter – Heat resistant thimbles; Quilter's Choice – 120" retrackable tape measure. **Quilting Fabric:** Benartex – Snowflake Swirl, Cardinals, A Very Woolly Winter panel and coordinates; Henry Glass – Chelsea's Checks 1/8" – 3 more colors, Hello Fall; Oasis – Noel stockings and cookie cutter toss, Intrigue gold butterfly; Q T Fabrics – Home Sweet Gnome panel plus – American Gothic pose, Alphabet Soup, Sew & Go XIII book; Wilmington – Liberty Lane 5" square packs.

QUILTING: **GE Designs:** Curvacious Quilt as you Go Table Runner; **Pine Tree Country Quilts:** Diamond Medley, Ombre Ripple; **Cut Loose Press:** Geese in the Cabin.

CROSS STITCH: **Shakespear's Peddler:** Antique Bunnies and Baskets; **Silver Creek Samplers:** Butter Believe It, Lighting the Way; **Stoney Creek:** Easter Towels, Words of Praise, Rise and Shine Rooster, Faith Family Friends Birdhouses (some are reprints from older magazines), 2021 Spring magazine, Garden Towels, Blessed Are the Hairstylists; **Country Cottage Needleworks:** Sampler of the Month June & July, Cottage Garden; **Cottage Garden:** Time for All Seasons Basketful of Love #4, Bee-sy Spring #5; **Heart in Hand:** Patriotic Tiny Town, Halloween Square Dance #1, Doodles Summer; **It's Sew Emma:** Prim Stitch Series #10 Love and Friendship, #11 Gratitude and Grace, Flea Market Flowers, Fresh Cut, Peppermint Lane; **Tellin Emblem:** Seasonal Samplers of Winter, Spring, Summer, Autumn; **Just Nan:** Pansy Bunny, Pansy Rose Cube; **Hands On Designs:** Language of Liberty, Turnip the Beet; **Primrose Cottage Stitches:** All American; **Waxing Moon:** Patriotic Barn Trio; **Needle Bling Designs:** Frosty's Diner, Moo the Merrier Farms, Stitching is My Happy Hour, Happy When Stitching; **Imaginating:** America the Beautiful, Noah's Ark Birth Announcement; **MarNic Designs:** I Love Dogs; **Carolyn Manning Designs:** Stargazer; **Frony Ritter Designs:** Pink Posey, Lavender Posey, Peach Posies; **With Thy Needle and Thread:** Samplings 1 & 2, Happy Birthday America, Red White And Bloom, Caroline Amelia Trowell; **AuryTM Designs:** Let it Snow, Quaker Turtle, Happy 4th, Joy, Faith, Love, Peace, Hope; **Annie Beez Folk Art:** American Sampler House, Stars and Stripes Forever, For Freedom, Time to Bloom; **Plum Street Sampler:** Abominable Bundle, Adam Names the Animals, Bigfoot Bunch, May Early Days; **Erica Michaels:** Spring Berries; **Twin Peak Primitives:** Betsy Ross Sampler, Coop Parade America; **Works By ABC:** Renaissance Band Sampler; **From the Heart:** Freedom Quaker; **Rosewood Manor:** Summerhill, Houses on the Hill, Owls on a Pumpkin; **Praiseworthy Stitches:** Mary E Allen, Creepy Pumpkin Stacks; **Sue Hillis:** Sew Much Love, Christmas Morning.

Happy Stitching! *Karol*

NEWSLETTER SUBSCRIPTION REMINDER:

Please note the date on your mailing label. Your subscription will expire a year after that date unless you let me know you would like to keep receiving the newsletter. Please keep me advised of any address changes, as well. Thank you!

Newsletter Delivery: If you would prefer an email when it is posted on our web site rather than receiving a mailed copy – save paper and postage. Go to our web site and sign up through Mail Chimp. You can send me an email to tell me you have switched to an email version so I can take you off the mailed version list. We do not share or sell any of our customers' contact information.

Fiberworks
108 E Bremer Ave
Waverly, IA 50677

All Iowa Shop Hop
June 1 – July 31, 2021

**STANDARD
PRESORT
U.S. POSTAGE PAID
PERMIT No. 37**

Return Service Requested




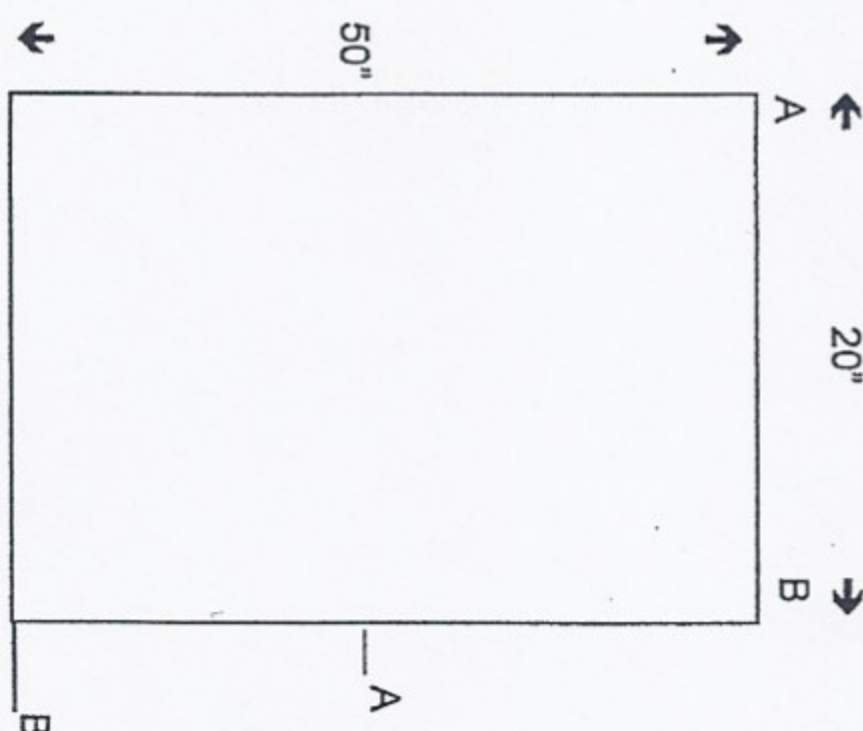
Treasure Chest Poncho

by Ruth Dits for *Rainbow Gallery*

Supplies:

4 balls of Treasure Chest for DK Poncho
1 ball of Treasure Chest DK for fringe, if desired
#13 needles

gauge:
3 stitches = 1"



YO = Yarn Over K2 tog = knit two together

Cast on 60 Stitches on #13 needle or whatever size gives you gauge.

Row 1: K 3 * YO, K2 tog * repeat between * until last 3 sts K 3.

Row 2: K 3, purl until last 3 stitches, K 3.

Repeat these two rows until piece measures 50" long

Block poncho 20" wide and 50" long

Sew short side to Long edge matching A's & B's

Fringe if desired

You can wear this poncho many ways, over one arm, down the back, ect. Have fun.

Treasure Chest is a soft, washable multi colored metallic with a great hand.
Available to shops from Rainbow Gallery, North Hollywood, CA 91605. Photocopying is invited.
©Rainbow Gallery, North Hollywood, CA 91605 (www.rainbowgallery.com)