

# FIBERWORKS - THE FLYING NEEDLE

March/April 2022

319-352-5464

Vol. 29 No. 3

Out of local area use 1-800-307-4103.

E-mail: [info@myfiberworks.com](mailto:info@myfiberworks.com) Web site: [www.myfiberworks.com](http://www.myfiberworks.com)



## Love to Shop Hop Trail coming soon:

April 6-9 are the dates for the next hop. Besides Fiberworks in Waverly, Crazy to Quilt and Lulijune's in Cedar Falls, Jen's Needleworks in Aplington, and River Valley Fabrics in

Clarksville will be the participants. Pick up a passport at your first stop and get it stamped, with a purchase, at each shop, turn it in at your last stop for a 10" x 10" package of fun wintery print fabric. Get those carpools going to help save on gas and get on the road. You can easily do this in a single day and have time to look and lunch.

## Tabletoppers have arrived!

The Riley Blake boxes have been coming in regularly now. We have the first three in hand – the cute bunnies for Easter in April, pretty flowers for May and a sunny rainbow for June.



We have the tops assembled for these months as well as July's red, white and blue star. If you'd like to sign up to get each month automatically, let me know. You save \$1.00 per box this way. We have extras available to purchase individually if there are only a few you would like to do. We have two coordinating fabrics each month if you need a back and 45" wide batting for the middle. If you subscribe, these are 10% off. Projects finish at 36" x 36" so they would make great wall hangings as well as table décor.

**May Sale:** From the 17<sup>th</sup> – 21<sup>st</sup> we are offering 20% off all in stock scissors..



## June 1 – the All Iowa Shop Hop begins:

The theme for the limited edition fabric this year is pastoral – barns and sunflowers. There are lots of coordinating fabrics tone on tones that will go with this Benartex fabric.

The magazines should be arriving any day now. Reserve yours now!



## TECHNIQUE TIP: How much yarn will you need?

Have you ever been in a yarn shop and fallen in love with some yarn but didn't have a pattern in mind or not with you? This chart provided by Lion Brand gives you an estimate of how much you will need by yarn weight and type of project. Yardages have been rounded up to account for the difference between knit and crochet. The weight at the top goes from #1 super fine on the left to #7 Jumbo on the right.

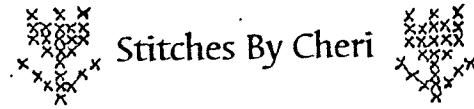
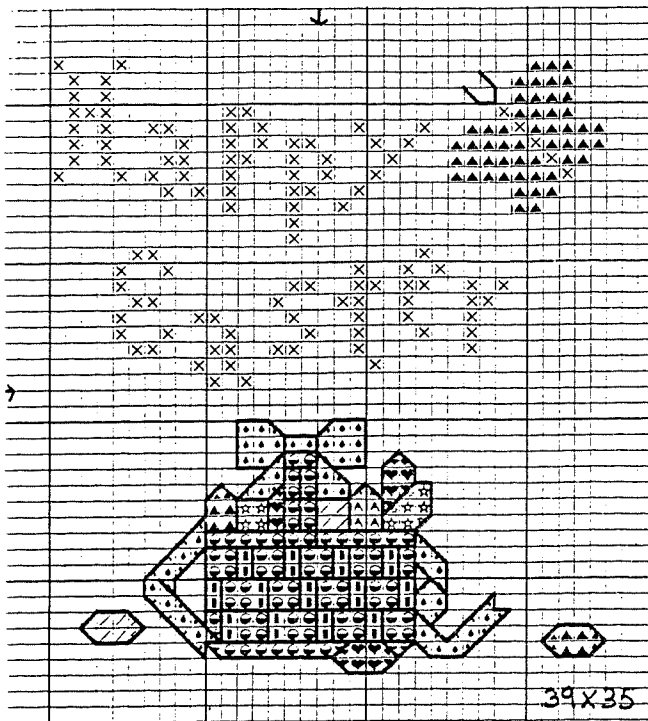
HOW MUCH YARN DO YOU NEED?							
FOR MAKING PROJECTS							
	Super Fine (1)	Fine (2)	Light (3)	Medium (4)	Bulky (5)	Super Bulky (6)	Jumbo (7)
HAT	250-325 yards	250-325 yards	200-250 yards	200-225 yards	125-200 yards	125-150 yards	30-60 yards
SCARF	525-825 yards	450-625 yards	375-500 yards	375-500 yards	250-375 yards	250-375 yards	125-200 yards
SOCKS	350-500 yards	300-450 yards	275-400 yards	275-375 yards	250-350 yards	200-250 yards	175-200 yards
SHAWL	550-850 yards	450-700 yards	400-625 yards	375-550 yards	350-500 yards	350-475 yards	300-400 yards
ADULT SWEATER	3375 yards	1750-2625 yards	1500-2250 yards	1125-1625 yards	950-1125 yards	825-1125 yards	825-1125 yards
BABY BLANKET	1500-1625 yards	1250-1500 yards	1125-1250 yards	1000-1125 yards	875-1000 yards	750-875 yards	625-750 yards
AFGHAN	3750-4125 yards	3500-3750 yards	3000-3500 yards	2250-3125 yards	2000-2250 yards	1625-2000 yards	1375-1625 yards

YARDAGES HAVE BEEN ROUNDED UP TO ACCOUNT FOR DIFFERENCES BETWEEN KNIT AND CROCHET.

## FIBERWORKS – THE FLYING NEEDLE – PAGE 2

**Thank you to:** Stitches By Cheri, Elizabeth's Designs, Joan Lohr and Tiny Modernist for their free patterns.

We are able to do small classes so call to set up a time and technique you'd like to learn.  
We wish everyone a blessed Passover and Easter season!




DMC	ANCHOR	28ct. Brittney -potato or any 28ct. white, cream or ivory fabric.
327	100	
334	997	
420	374	
422	943	Backstitch each of the following using one strand of floss.
721	324	Lines of basket -898
743	302	Bow -327
898	360	Each egg, according to it's charted color.
911	205	
3731	76	

This design can be framed  
or may be completed as a  
pillow, with or without ties.

Stitches By Cheri  
Waukesha, WI 53188  
414 -547-1339

© 1998

This pattern may be reproduced  
with permission of Stitches By Cheri,  
for free distribution only. It may not  
be sold.



© 2004 Elizabeth's Designs

## April Showers

*Designed by Elizabeth Foster*

Stitch Count: 44 x 24  
(3 x 1 1/2) on 32 Ct. Country French Latte Linen

Symbol X - DMC B5200 (2)  
Satin Stitch Flowers - Needle Necessities 156 (2)  
Vertical Satin Stitch (Rain) - DMC 160 (1)  
Words backstitched with DMC 320 (1)

May be reproduced by shops &  
guilds. Not for sale.

WHAT'S NEW!

**Kits:** Shepherd's Bush – Flag Day, Liberty Ewe, Merry Ewe, To Be Free, Liberty Needlecase, Halloween Needlecase, Witch's garden Pincushion, Sew a Needle Pulling Thread bag; Mill Hill Garden Gnome ornaments – Bee, Wheelbarrow and Garden Girl Gnomes and their houses Bee Hive, Mushroom and Straw; Bead and Button kits Spring Bluebird, Blue Morpho Butterfly and Honey Bee; Riley Blake: Quilt kits – Cook Book Potluck Stars, Midnight Garden, For the Love of Nature, Table runner Cook Book Grandma's Luncheon, Table Toppers Spring Bunnies, May Flowers, Sunny Rainbow; Creative Needle Art: Ornaments Jolly Santa, Polar Bear, Reindeer, Snowman tart tin finish, Christmas Tree, Wreath, Snowman, Bells, Candle. **Other stuff:** Gypsy Quilter: Set of tote trivet, wooly bun pincushion, magnetic needle case w/ needles, 3 in 1 needle threader/cutter, purple polka dot scissors, 2 inch quilting clips; Gentle Art Sampler threads – Cobblestone, Distressed Denim; Classic Colorworks floss: Tropical Paradise, Sea Oats, Tahiti Orange; Lakeside Linens: 36 count Vintage linens Buttercream, Meadow Rue, Pecan Butter; Wichelt: Hand dyed 14 count Jobelan Aida Mixed Berry; Lee Products: Highlighter Tape in 6 colors; Lori Holt: Readers 3.0. **Quilting Fabric:** Riley Blake – Cook Book Stove towel and hot pad towel panels, Sonnet Dusk, Indigo Garden; Northcott – No Ordinary Cats, Home Grown Happiness; Marcus Brothers – Scandi Style; Studio E – Hearts, Tiny Roses; Oasis – Paisley Story.

**QUILTING:** **Blackbird Designs:** In Full Bloom; **GE Designs:** Slivers, Pumpkin Patch, Lil' Diana; **Atkinson Designs:** Rocky Mountain Runner; **Canuck Quilter Designs:** Geese Across the Table, Fresch Wrapped, Flipped.

**CROSS STITCH:** **Little House Needlework:** Fall on the Farm – Old Farm House #2, No Crows Allowed #3, and Pick Your Own #4; **Prairie Schooler:** Santa 2022 with penguins; **Country Cottage Needleworks:** Nutcracker Village series #3 Chinese Tea Room, #4 Russian Peppermint Shop, #5 Snow Queen's Ice Cream Parlor; **Cottage Garden Samplings:** Year in the Woods #3 The Jackrabbit, #4 The Raccoon; **Mirabilia Designs:** Snow Maiden, Blossom; **Hands On Designs:** Waffle Lot, Let's Talk Quilting, 17<sup>th</sup> Block Party; **Stoney Creek:** Santa's Best Friends Stocking, Winter 2022 magazine; **Blackbird Designs:** What Remains, A Heart Remembers, Humming of the Bees; **Bent Creek:** Make the Days Count, Cabin in the Woods, Precious Friend; **Plum Street Samplers:** Polar Pack, A Mount Vernon Christmas. This Joyous Season; **Primrose Cottage Stitches:** Be Mine, February 14, Sweetheart, April, May & June Nine Patches, Hive Rules, Bee Nice, Happy Independence Day, Christmas Barn, White Christmas 2022, A Bee C, Star Spangled Street, Witch Next Door, Snow Friends; **Mani Di Donna:** Brave & Liberty Pillows, Moo Farm, House of Quilting; **New York Dreamer:** Bless This Farmhouse, Bloom Where You Are Planted, Life Begins With Coffee; **Tiny Modernist:** Mouse's Lucky Day; **Sue Hillis Designs:** Auntie's Sewing Box, North Pole 1-4; **Amy Breucken Designs:** Snow Friends # 9, 10, 11, 12 & 13; **Waxing Moon:** Winter Littles; **Shepherd's Bush:** Flag, Heart, Joy, Scary and Stitch Bags; **Rosie & Me Creations:** Always in My Heart (Cat), Dog's True Love; **With Thy Needle And Thread:** Rejoice Evermore, Elizabeth Hunt 1845, O Lucky Day, The Rabbit and the Rose, Keeper of the Pins, Regina Haible, Seasons of the Heart; **The Scarlett House:** Needfuls; **Cotton Pixels:** Green and Spring Bells (ornaments); **Pickle Barrel:** Cross Stitch To Do List.



# NEWSLETTER SUBSCRIPTION REMINDER:

Please note the date on your mailing label. Your subscription will expire a year after that date unless you let me know you would like to keep receiving the newsletter. Please keep me advised of any address changes, as well. Thank you!

**Newsletter Delivery:** If you would prefer an email when it is posted on our web site rather than receiving a mailed copy – save paper and postage. Go to our web site and sign up through Mail Chimp. You can send me an email to tell me you have switched to an email version so I can take you off the mailed version list. We do not share or sell any of our customers' contact information.

**Fiberworks**  
108 E Bremer Ave  
Waverly, IA 50677

Return Service Requested

Love to Shop Hop Trail  
April, 6-9, 2022

**STANDARD  
PRESORT  
U.S. POSTAGE PAID  
PERMIT No. 37**




## Easter Bunny Cross Stitch Pattern

Design Size: approx. 3" x 4.5" on 14-count Aida Cloth  
41 stitches by 57 stitches  
-Use 2 strands embroidery floss for crossstitch  
-Use 1 strand embroidery floss for backstitch

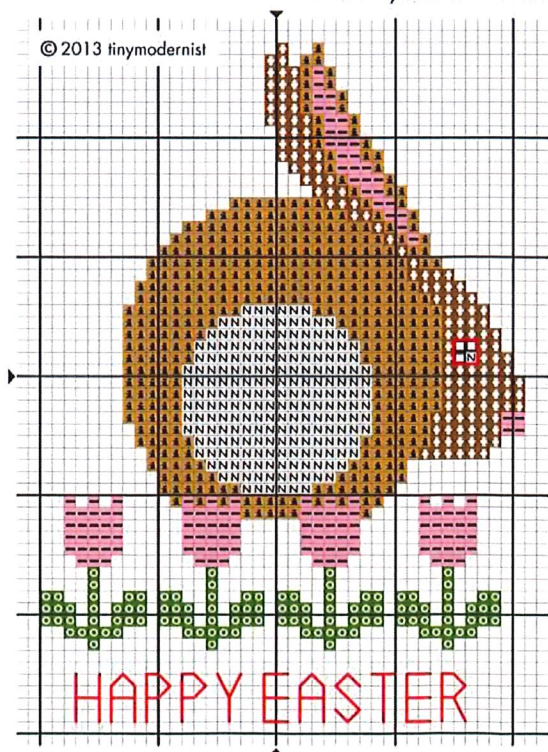
COLOR	DMC	ANCHOR	X	BS
White	2	White	N	
Pink	603	62		
Lt. Brown	436	363		
Brown	434	310		
Green	905	257		
Black	310	403		

X = full x-stitch  
BS = backstitch



**tinymodernist**

www.tinymodernist.com



**Glissando Scarf**  
Designed by Joan Lohr

Using size 11 (US) needles, cast on 24 stitches.

Row 1: Knit 21, yarn forward, slip last three stitches as if to purl.

Row 2: Knit 9, purl 6, knit 6, yarn forward, slip the last three stitches as if to purl.

Repeat these two rows until desired length is achieved.

One 110 yard cone of Variegated Gold Rush D/K knits scarf 5" x 37"