

FIBERWORKS - THE FLYING NEEDLE

July 2023

319-352-5464

Vol. 30 No. 4

Out of local area use 1-800-307-4103.

E-mail: info@myfiberworks.com Web site: www.myfiberworks.com

All Iowa Shop Hop Continues:

There are 82 stores participating in the AISH this year. The fabric is Iowa State Fair themed. We have worked up a pattern that can be used for the 9" block patterns you are collecting at each shop or use the ones shown. I do have a few of the magazines left if you haven't begun yet. They have the locations and hours of each stop plus some patterns using the fabrics. It makes an excellent resource all year. It only takes five stamps to be eligible to send in your passport for door prize drawings. The more stops you make, the more drawings you can be entered into. July 29th is our last day for this hop. We do have some of the limited-edition fabrics left. The panel, midway print, cream words and red words are gone already. Remember the Iowa State Fair has a class just for quilts made with the hop fabrics this year.



30th Anniversary celebration:

From September 19-23 join us for our birthday party! We will have our cake "candles" noted with discounts of 10, 15 or 20 percent for you to draw when you are ready to checkout.




TECHNIQUE TIP: Hoops

Embroidery hoops are used to keep a ground fabric taut while you are working on it. When you choose a hoop, the width you need depends on how heavy a fabric you will put in it: light weight = 5/16", medium weight = 5/8", heavy weight = 7/8" Hoops can leave permanent impressions in fabric. If you are working on a project that will not be ironed or laundered, use a hoop that is larger than your design dimensions. Metal hoops are not very good for keeping the fabric stretched evenly. Wooden hoops with a slotted screw head can be tightened securely enough to hold. You can use a small screwdriver to tighten more than with your fingers. Try your hoop in your hand to see what is easy to hold and feels comfortable for you. It is a good idea to wrap either the inner hoop or both inner and outer hoops to cushion the fabric. Also, skin oils can permeate the wood and migrate to your fabric if you don't wrap them. Cotton twill tape works best for this. About a yard of 1/2" tape will cover a narrow hoop with a diameter of 4 - 5 inches, 1 1/2 yards for a 6-8 1/2". 3/4" tape works good on a medium width with 2 yards plenty for a 6-7 1/2" or 2 1/2 yards for 10". The tape should begin and end on the side of the hoop away from where the fabric will be to avoid creating a lump next to the embroidery. Cut the end of the tape at a 45 degree angle and line up with the edge of the hoop. Secure with a clothespin. Wrap the tape firmly around the hoop so the edges abut each other and sew the ends together. Place the inner hoop on the table, put your fabric over it and then unscrew the outer hoop enough so it goes over the inner hoop and fabric easily. Align the warp and weft so they are perpendicular to each other. Determine where you want the screw so you do not catch your threads on it. Usually, a 11 or 12 o'clock placement works well. Tighten the screw and adjust the fabric



Riley Blake Door Hangers: It is a go for this monthly project starting in January 2024. If you are interested in doing these, let me know so I can save a kit for you each month. I will also have some coordinating fabrics if you want to use them on the backside at 10% off if you are signed up for the series. Each month has the pattern (each by a different designer) and fabric for the top and binding – size is 20" x 36". Cost will be \$40 for a commitment for every month or \$45 for pick and choose if we have extras.



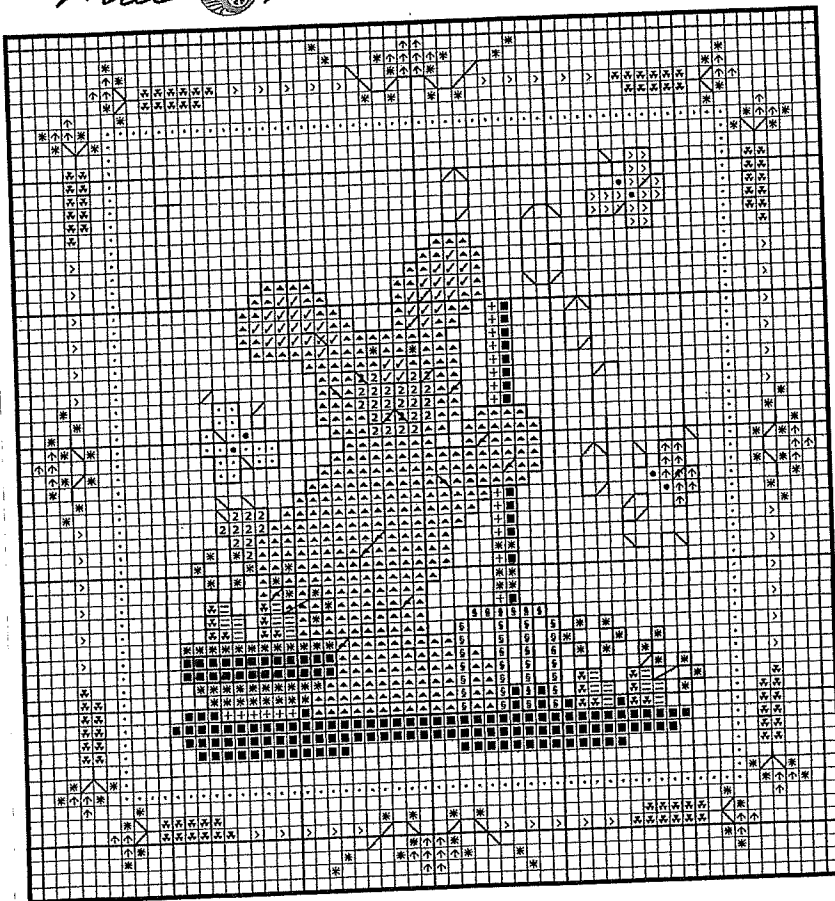

August 15-19 sale: 20% off all back to school themed items – letters, numbers, apples, teacher things.

07/23

FIBERWORKS – THE FLYING NEEDLE – PAGE 2


until you hear a thump if you tap on it. Remember to loosen or take the hoop off when not working on your piece to avoid hoop marks that don't come out because the fabric has been damaged. The Susan Bates and Clover plastic hoops have a lip on the inner hoop to help keep the fabric taut. Morgan and some of the Frank Edmunds hoops have a bump on the circumference of one hoop and a channel it fits in on the other one. Clover also has a couple of sizes that have the screw area enclosed so thread doesn't catch on it as easily and one that has a clamp to mount on the table if you need both hands to work on your project. I have some wooden hoops that are "square" rather than round and one size of plastic hoop that is oval. To keep work clean always wash your hands before beginning your stitching session

Thank you to: Wichelt/Mill Hill and The Cricket Collection for their complimentary patterns.



I LOVE
to Garden!

by Carolyn Manning



Suggested Fabric:

429-504 Summer Sky
Hand-Dyed Jobelan 28ct
by Wichelt Imports, Inc.

Suggested Thread:

DMC 6 Strand Floss

Mill Hill Button:

86009 Small Red Heart

Directions:

Backstitching done with single strand DMC 310. Carrot stem with DMC 320. Insert Mill Hill Heart Button (86009) between "I" and "to". Stitched with two strands over two threads unless otherwise noted.

Symbol	Number	Name
5	317	Pewter Gray
*	320	Pistachio Green Medium
▲	644	Beige Gray Medium
✱	721	Orange Spice Medium
二	722	Orange Spice Light
个	744	Yellow Pale
2	822	Beige Gray Light
+	975	Golden Brown Dark
>	3042	Antique Violet Light
•	3371	Black Brown
✓	3801	Light Christmas Red
■	3826	Golden Brown
.	3838	Lavender Blue Dark

Style	Number	Name
—	310	Black
—	320	Pistachio Green Medium

FIBERWORKS - THE FLYING NEEDLE - PAGE 3

WHAT'S NEW!

Kits: Pine Mountain – Liberty Typography, Valentine Typography, Jingle Typography; Avlea Folk Embroidery – new designs cross stitch or embroidery and enamel design needle holder magnets; Just Nan - Lady in Red Mouse; Mill Hill – Laurel Burch design Black Swans, White Swans, Hummingbird, Peacock. Autumn Ornament kits Pumpkin Bouquet, Pet Spider, Turkey Owl, Bat Cat, School Mouse, Graveyard Pumpkin. Button and Beaded kits Spotted Cow, Wanda's Clothesline, Hello Autumn, Haunted Cottage, Hayride, Into the Woods; Riley Blake – Hot Wheels and Kris Kringle panel quilt kits; Bent Creek – Pop of Summer; Benartex – For the Love of Coffee Runner kit. **Other stuff:** Access Commodities: Beechwood hoops 6 ½", 8 ½" and 10"; Allary – Patriotic scissors with a matching tape measure, winter decorated handle scissors with cardinals, snowmen or gingerbread men, scissors with leather point case in red/white polka dots, black and white zigzag, and buttons prints; Sullivans – European classical sewing box includes scissors with fringe tassel, bodkin, stiletto, needlecase, thimble and needles in copper or silver finish; Zweigart: 32 count Lugana in Anthracite (gray); Vivilux – Clip on magnifier; Annie's – Armchair Needle Nanny; Modern Hoopla – Hoop Prop to set a hoop on for display. **Quilting Fabric:** Wilmington – 10" x 10" stackers in Emerald Forest, Amethyst Royale, Ruby Days, Vanilla Cream, Magic Colors, and All-American, 5" stack in Denim Jacket; Elizabeth's Studio – Let's Take a Ride soft book; David – Paw Patrol; Maywood – Lipstick Gingham Check; Freckle and Lollie – Extra Credit (math and lab prints); QT – Peppermint Christmas, Newborn King Nativity Panel, Quilting Illusions gray curly cue, scribble gray, musical notes white, paw prints black.

QUILTING/EMBROIDERY: Blueberry Roads: Snowman Wishes, Gather, Pumpkin Patch; **Patchwork Place**: Patchwork Loves Embroidery.

CROSS STITCH: Little House Needlework: Hello Sunshine, Americana and Patriotic Petites, Liberty Hill Inn; **Just Nan**: Pansy Petals Petite Flower Cushion; **Country Cottage Needleworks**: Big City Christmas Restaurant and Music Hall, Beach Boardwalk series #1 Ice Cream Shop; **Cottage Garden Samplings**: Snowman Collector #6 The Gardener, #7 The Coachman; **Blackbird Designs**: Lydia R Cohagan; **Waxing Moon**: Autumn Barn Trio, Patriotic Gnome Littles; **Lucy Beam**: Santa Jolly; **From The Heart**: Joblena's Little Sampler; **Erica Michaels**: Quilting A-Bee-C's part 1, Alpha Berries, Mini Sampler Book; **Heart in Hand**: Seaside Tiny Town, Seaside Frills; **Artsy Housewife**: Summer Solstice; **Little Robin Designs**: Freedom Feather Tree, Little Liberties; **Shepherd's Bush**: My Sheep Bag; **Twin Peak Primitives**: 1890's 4th of July; **Rosewood Manor**: Strawberry Wishes, This & That, Garden Visit; **Hands On Designs**: Spring Baskets, Polar Bear Peek, Whale Hello There, Wally the Walrus, Penguin Pair, Puffin Party; **Annabella's**: Patriotic Prim Stitch; **Luminous Fiber Arts**: Enchanted Quaker; **Fairy Wool in the Wood**: ABC of Pirate; **Stoney Creek**: Christmas Toys Stocking, Patches Snowman & Kitten Stocking, Barn Babies Afghan, Spring 2023 issue magazine; **ScissorTail Designs**: Long May She Wave; **SamBre Stitches Designs**: Words to Live By Patriotic Edition; **Tiny Modernist**: Stitcher's Garden, Black Crow; **JBW Designs**: Christmas Ornaments V; **Scattered Seed Samplers**: Summer Sweets; **Plum Street**: Spring Moon, My Heart's Welcome, This Happy Morning, Yuletide Delivery; **Darling & Whimsy Designs**: Quirky Quaker Chickens.

COUNTED CANVAS: Laura J Perin: Fields of Gold, Sunflower Days, Wyoming Star.

PUNCH NEEDLE: Carriage House Sampling: Spot the Horse.

Happy Stitching! *Karol*

07/23

NEWSLETTER SUBSCRIPTION REMINDER:

Please note the date on your mailing label. Your subscription will expire a year after that date unless you let me know you would like to keep receiving the newsletter. Please keep me advised of any address changes, as well. Thank you!

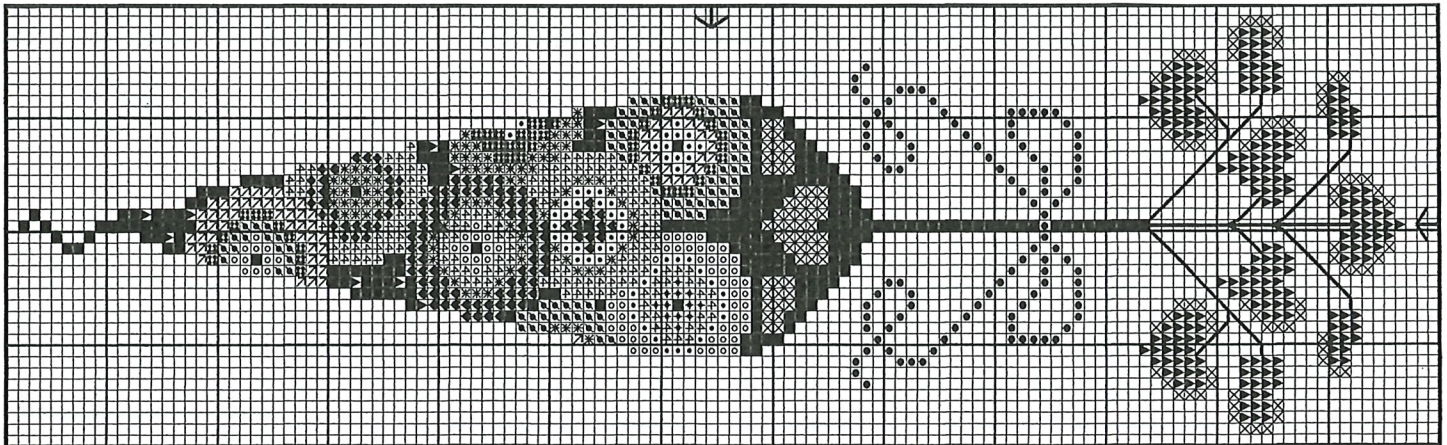
Newsletter Delivery: If you would prefer an email when it is posted on our web site rather than receiving a mailed copy – save paper and postage. Go to our web site and sign up through Mail Chimp. You can send me an email to tell me you have switched to an email version so I can take you off the mailed version list. We do not share or sell any of our customers' contact information.

Fiberworks
108 E Bremer Ave
Waverly, IA 50677

**STANDARD
PRESORT
U.S. POSTAGE
PERMIT #37**

Return Service Requested

**Sign up now for Door Hanger
Quilting kits - starts Jan/2024.**



©Vicki Hastings 2016

Compliments of THE CRICKET COLLECTION

2016 - PRIMOSE
CARPET

DESIGN AREA 38W X 125H

10 Count 3.8 X 12.5
14 (28 linen) 2.7 X 9.6
15 (30 linen) 2.5 X 8.3
16 (32 linen) 2.4 X 7.8
Linen worked over two threads.

COLOR CODE	DMC	ANCHOR
✓ Lavender	155	118
■ Black	310	403
✓ Pale Periwinkle	341	117
4 Carrot	402	1047
4 Dark Green	469	267
4 Green	470	266
4 Light Green	471	265
● Purple	552	99
○ Butter	745	300
● Bittersweet	977	1002
● Pale Green	3348	264
✱ Rose	3687	68
● Deep Rose	3685	1028
● Soft White	3865	2

BACKSTITCHING
Top Stems 469/267
Body Stems 471/265

SUGGESTIONS

We suggest a earthy green linen, such as R&R Reproductions' Gardeners Blend 30 count linen for the background of *Primo Carrot*. The Carrot can be worked on any count or color of fabric, simply lay the floss against your fabric choice to check color compatibility. Substitute floss colors until you are pleased.

Enjoy!

Thank you for visiting!
Come again.